

(1.1.UL23) POLISHED CHROME



(1.2.UL29) DARK PATINA



(1.3.UL22) BRUSHED SILVER

METAL FINISHES

Snelling metal finishes have been meticulously developed over many years. designed to age gracefully or maintain their original beauty, they embody the highest quality and longevity.

PRODUCT CARE


Our products are crafted to last for generations. To keep your Snelling piece in optimal condition, follow the care instructions provided for each finish.

Snelling products are designed for indoor use only. Avoid placing them in areas exposed to direct sunlight, moisture, or fluctuating temperatures, as this may affect both surface quality and structural integrity.

NOTES

For warranty details, product care, and terms, please visit our website.

SWATCH



Polished Chrome



Dark Patina



Brushed Silver



(1.1.UL35) SAPELE MAHOGANY



(1.2.UL34) DARK RUBBED PATINA



(1.3.UL33) OILED KAURI



(1.4.UL35) BLEACHED ASH

TIMBER FINISHES

Since founding Douglas and Bec in 2007, Bec and Doug have worked primarily with timber, crafting furniture from their most loved timber and finish combinations. These materials are part of the studio's DNA—chosen for their beauty, longevity, and familiarity in the maker's hand.

PRODUCT CARE

TIMBER - PAINTED, STAINED AND LACQUER FINISH
Wipe spills immediately with a soft, damp cloth, following the grain. Avoid harsh rubbing, excessive moisture, direct sunlight, or heat. To protect the finish, do not place hot items or unglazed ceramics directly on the surface. Lacquered timber can be refreshed over time with Teak Wax polish.

TIMBER - SCRATCHES

Light surface scratches can be restored using 'Scratch Out' or a similar product. Follow manufacturer instructions for best results.

TIMBER - MINOR DENTS

Minor dents in natural timber finishes can be repaired with coloured wax sticks. Simply heat the wax that most closely matches the timber's colour and apply it to the dented area for a smooth, restored surface.

NOTES


For warranty details and product terms, please visit our website.

SWATCH




Sapele Mahogany

Sapele Mahogany is an African hardwood timber with a reddish-brown hue. Its fine texture and interlocked grain contribute to its dynamic properties, which deepen in color over time.
snellingstudio.com




Dark Rubbed Patina

A hand-rubbed stain over American Ash developed by Snelling Studio creates a rich, tactile surface with deep, earthy tones.



Oiled Kauri

The Hour collection features rare New Zealand kauri, with natural gum content that creates distinctive dappling, deepening over time beneath an oil finish.




Bleached Ash

A hand-applied lime stain absorbs into the grain of white American ash, producing a soft, matte, bleached effect.



(1.1.UL65) RISE WHITE



(1.2.UL70) DUSK UMBER



(1.3.UL69) DAWN GREEN

DIFFUSER FINISHES

The colours in this collection were inspired by the forested maunga near Bec's home, where she walks daily in the early morning or at dusk. The Hand Dyed Raw Silk in green and umber has been carefully chosen to reflect these times of day. The White Linen is sustainably sourced European linen.

PRODUCT CARE

Protect from direct and strong reflected sunlight to avoid fading. Do not rub stains - professional cleaning only is recommended. Vacuum fabric regularly to remove dust on a low suction setting.


NOTES

For warranty details and product terms, please visit our website.


Custom finishes available upon request

Registered partners may supply their own fabric.


SWATCH



(2.1.UL65) ILLUMINATED



(2.2.UL70) ILLUMINATED



(2.3.UL69) ILLUMINATED