

(1.1.UL25) BLACKENED BRASS



(1.2.UL22) BRUSHED CHROME



(1.3.UL26) BRUSHED GOLD



(1.4.UL20) NATURAL BRASS

METAL FINISHES

Snelling metal finishes have been meticulously developed over many years. designed to age gracefully or maintain their original beauty, they embody the highest quality and longevity.

PRODUCT CARE

Our products are crafted to last for generations. To keep your Snelling piece in optimal condition, follow the care instructions provided for each finish.

Snelling products are designed for indoor use only. Avoid placing them in areas exposed to direct sunlight, moisture, or fluctuating temperatures, as this may affect both surface quality and structural integrity.

NOTES

For warranty details and product terms, please visit our website.

Custom finishes available upon request

SWATCH



(1.1.UL25)



(1.2.UL22)



(1.3.UL26)



(1.4.UL20)

Hand-aged finish that darkens further over time. It may appear lighter when new but will deepen with exposure.

CARE

Remove dust with a soft cloth or feather duster regularly. Do not use solvents or metal polishers.

Features a subtle brushed grain that softens reflectivity. Electroplated for durability, it resists aging, especially in high-moisture areas.

CARE

Remove dust with a soft cloth or feather duster regularly. Gentle solvent can be used.

A luxurious 24Kt gold-plated finish with a fine brushed texture. Like Brushed Chrome, it remains stable without aging or tarnishing.

CARE

Remove dust with a soft cloth or feather duster regularly. Do not use solvents or metal polishers.

Unlacquered it will develop a patina over time, deepening in tone as it reacts to its environment. Restore shine with metal polish.

CARE

Use a slightly damp soft cloth for cleaning and a gentle metal polisher for restoring shine. Metal polisher can be found at local hardware stores.
Note: Using a metal cleaner may result in an uneven surface.



(1.1.UL31) WHITE RAW PATINA



(1.2.UL34) DARK RUBBED PATINA



(1.3.UL33) OILED KAURI



(1.4.UL35) BLEACHED ASH

TIMBER FINISHES

Since founding Douglas and Bec in 2007, Bec and Doug have worked primarily with timber, crafting furniture from their most loved timber and finish combinations. These materials are part of the studio's DNA—chosen for their beauty, longevity, and familiarity in the maker's hand.

PRODUCT CARE

TIMBER - PAINTED, STAINED AND LACQUER FINISH
Wipe spills immediately with a soft, damp cloth, following the grain. Avoid harsh rubbing, excessive moisture, direct sunlight, or heat. To protect the finish, do not place hot items or unglazed ceramics directly on the surface. Lacquered timber can be refreshed over time with Teak Wax polish.

TIMBER - SCRATCHES

Light surface scratches can be restored using 'Scratch Out' or a similar product. Follow manufacturer instructions for best results.


TIMBER - MINOR DENTS

Minor dents in natural timber finishes can be repaired with coloured wax sticks. Simply heat the wax that most closely matches the timber's colour and apply it to the dented area for a smooth, restored surface.

NOTES


For warranty details and product terms, please visit our website.

SWATCH




(1.1.UL31)

A low-sheen 30% lacquer is applied to white American Ash, enhancing the grain while offering subtle, lasting protection.




(1.2.UL34)

A hand-rubbed stain over American Ash developed by Snelling Studio creates a rich, tactile surface with deep, earthy tones.



(1.3.UL33)

The Hour collection features rare New Zealand kauri, with natural gum content that creates distinctive dappling, deepening over time beneath an oil finish.



(1.4.UL35)

A hand-applied lime stain absorbs into the grain of white American ash, producing a soft, matte, bleached effect.