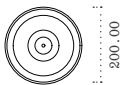
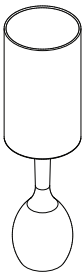


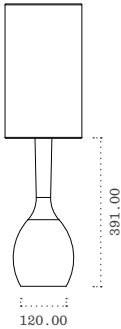
TOP



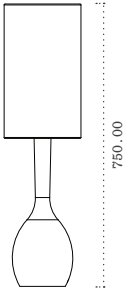
PERSPECTIVE



FRONT



RIGHT

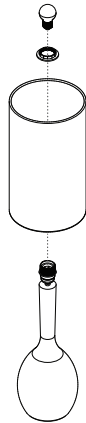


HAND TURNED TABLE LAMP

MATERIALS

ASSEMBLY INSTRUCTIONS

After unpacking the lamp, fit the shade with the plastic ring, then fit the lightbulb.



HAND TURNED TABLE LAMP

MATERIALS

All Dimensions in mm
Scale 1:20 (A5)

Linen (Shade)
Plywood (Base)