

Mango StorageBoost™ NVMe over TCP Initiator

Disaggregated Storage
with Near-local SSD Performance



OVERVIEW

Mango StorageBoost™- NVMe/TCP Initiator (NTI) is a high-performance NVMe/TCP initiator solution that unlocks the full potential of storage disaggregation. NTI delivers unmatched full-duplex line-rate performance with zero CPU consumption without requiring any modification on the existing systems, resulting in lower total cost of ownership (TCO).

KEY HIGHLIGHTS

UNPARALLELED PERFORMANCE NVME-OF INITIATOR SOLUTION

By offloading the entire NVMe/TCP layers to optimized hardware instead of relying on general purpose cores, NTI significantly accelerates the NVMe/TCP protocol and achieves full-duplex line-rate performance with zero CPU consumption.

EASY TO USE SOLUTION: NO MODIFICATION ON INFRASTRUCTURE AND APPLICATION

NTI is seamlessly integrated into NVMe/TCP initiator servers by presenting the DPU as a standard NVMe PCIe device. This enables existing storage systems to utilize NTI using the standard NVMe driver without any software modification. On the NVMe/TCP target side, NTI is compatible with any NVMe/TCP target server, thanks to its full compatibility with standard TCP/IP network and Ethernet switches.

CONFIGURABLE AND ADAPTABLE STORAGE SYSTEM

Powered by FPGA technology, NTI can be tailored to meet a wide range of customer requirements (e.g., # of queues, queue depth, etc.).

SPECIFICATIONS

HARDWARE INTERFACES

- PCIe Gen3 x16 or 2x Gen4 x8
- Dual Ethernet ports of 100GbE
 - > 2x 100GbE QSFP28
 - > Direct-attach copper or optical transceiver
- Full-height, half-length (FHHL)

CAPABILITIES

- Up to 2 NVMe PFs
- Up to 31 NVMe IOQs per PF
- Up to 256 NVMe namespace per PF
- Up to 2 NVMe/TCP target subsystems
- Maximum Data Transfer Size: 128KB
- Active-active multipath support
 - > Asynchronous Namespace Access
- PFC and ECN support
- Jumbo Frame support (9000B)
- PCIe in-band management channel

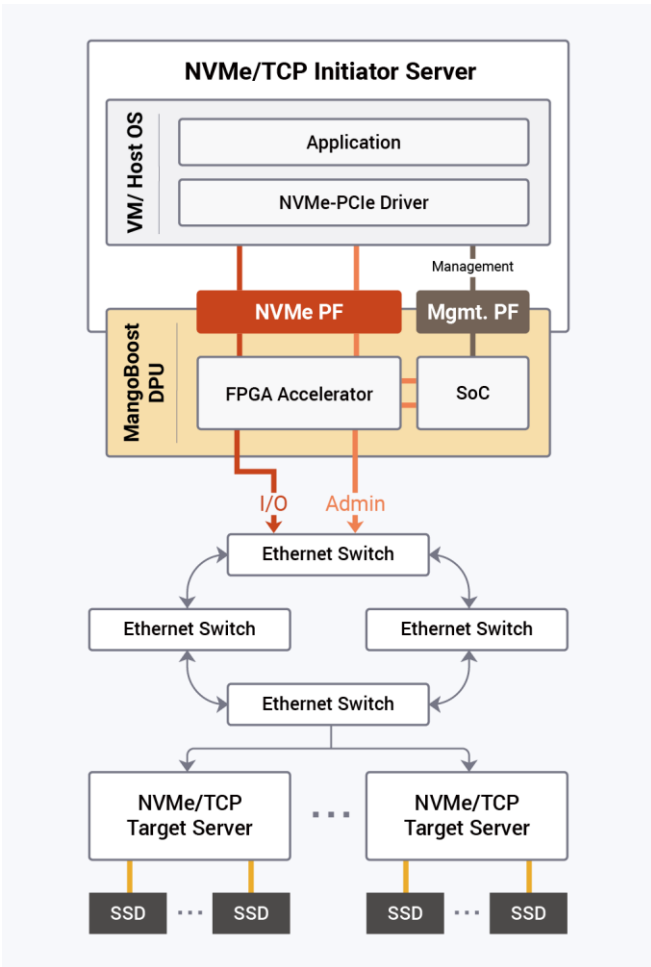
NVME COMPATIBILITY

- NVMe 1.3/2.0 compatible
- NVMe-oF 1.0c compatible

PERFORMANCE SUMMARY

4KB (IOPs)	Random Read	5.7M
	Random Write	5.7M
	Random RW Mix	10.3M
128KB (GB/s)	Sequential Read	23.6
	Sequential Write	23.5
	Sequential RW Mix	41.6

DESIGN OVERVIEW



NVMe-PCIe Virtualization

The MangoBoost DPU (Data Processing Unit) is seamlessly integrated into NVMe/TCP Initiator servers, presenting itself as a standard NVMe-PCIe device on the initiator side. This design allows users and data center managers to easily adopt NTI without requiring any software modifications. On the target side, the DPU connects to target servers via standard TCP networks. Its compatibility with TCP enables seamless integration into existing storage networks, allowing for the efficient utilization of storage disaggregation benefits.

NVMe-TCP Acceleration

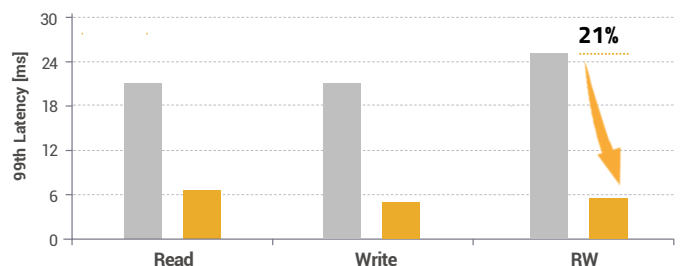
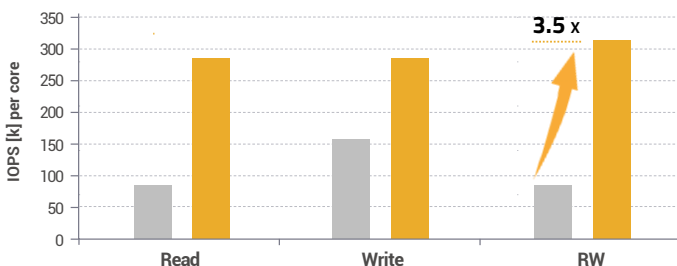
The MangoBoost DPU enhances NVMe/TCP performance by offloading the entire NVMe/TCP protocol stack to specialized hardware components. Within the DPU, the System on Chip (SoC) manages NVMe/TCP initialization and administrative command processing, handling tasks that are less computationally intensive but require support for a variety of command types. For more compute-demanding operations, such as protocol conversion from NVMe-PCIe to NVMe-TCP and TCP packet processing, the DPU utilizes an FPGA with highly optimized engines, significantly reducing CPU load.

Additionally, the DPU features a PCIe in-band communication channel, enabling the host to manage network configurations and retrieve logs via the SoC. An integrated NVMe/TCP agent on the SoC further streamlines the process by automating NVMe/TCP initialization.

PERFORMANCE COMPARISON OVER SOFTWARE-BASED NVME/TCP

3.5x Higher Bandwidth | 4.7x Faster 99th Tail Latency

■ Mango StorageBoost – NVMe/TCP Initiator ■ Linux kernel NVMe/TCP



* On the initiator side, the standard Linux kernel NVMe/TCP and NVMe/PCIe drivers were used for the software baseline and our solution, respectively. On the target side, we utilized SPDK LTS for both configurations and employed a Null device to measure the ideal performance independent to SSD models. The initiator and the target server are connected via a network switch (1-hop).

** For the latency measurement, we used the following FIO parameters; bs = 4k, iodepth = 128, numjobs = 64.

DISCLAIMERS

The performance claims in this document are based on the internal cluster environment. Actual performance may vary depending on the server configuration. Software and workloads used in performance tests may have been optimized for performance only on MangoBoost products. Performance results are based on testing as of dates shown in configurations and may not reflect all publicly available updates. Results that are based on pre-production systems and components as well as results that have been estimated or simulated using MangoBoost reference platform for informational purposes only. Results may vary based on future changes to any systems, components, specifications, or configurations. Statements in this document that refer to future plans or expectations are forward-looking statements. These statements are based on current expectations and involve many risks and uncertainties that could cause actual results to differ materially from those expressed or implied in such statements. MangoBoost does not guarantee any specific outcome. Nothing contained herein is, or shall be relied upon as, a promise or representation or warranty as to future performance of MangoBoost or any MangoBoost product. The information contained herein shall not be deemed to expand in any way the scope or effect of any representations or warranties contained in the definitive agreement for MangoBoost products.

The information contained herein may not be reproduced in whole or in part without prior written consent of MangoBoost. The information presented in this document is for informational purposes only and may contain technical inaccuracies, omissions and typographical errors. The information contained herein is subject to change and may be rendered inaccurate for many reasons, including but not limited to product and roadmap changes, component and motherboard version changes, new model and/or product releases, product differences between differing manufacturers, software changes, BIOS flashes, firmware upgrades, or the like. MangoBoost assumes no obligation to update or otherwise correct or revise this information and MangoBoost reserves the right to make changes to the content hereof from time to time without any notice. Nothing contained herein is intended by MangoBoost, nor should it be relied upon, as a promise or a representation as to the future.

MANGOBOOST MAKES NO REPRESENTATIONS OR WARRANTIES WITH RESPECT TO THE CONTENTS HEREOF AND ASSUMES NO RESPONSIBILITY FOR ANY INACCURACIES, ERRORS OR OMISSIONS THAT MAY APPEAR IN THIS INFORMATION. © 2024 MangoBoost, Inc. All rights reserved.