

Drug enforcement in an age of austerity

Key findings from a survey of police forces in England

Helen Beck

October 2011



Summary

This briefing describes the key findings from a survey conducted by the UK Drug Policy Commission (UKDPC), with support from the Association of Chief Police Officers (ACPO), and a workshop for police officers working in the field of drug enforcement which explored the implications of the survey findings. This research forms part of UKDPC's 'Localism and Austerity' project. The project aims to capture information on the way in which action to tackle the problems associated with illicit drugs might be changing in the current context of decreasing expenditure and increasing localism. More information on this project is available at: <http://www.ukdpc.org.uk/current.shtml#localism>.

Police forces, like many other organisations and agencies, are experiencing cuts to their budget. Alongside this are changes to the way in which policing priorities and direction will be set with responsibility passing to the proposed elected Police and Crime Commissioners. To identify different perspectives on what change is occurring at local level and the impact this may have on drug-related policing activities, a questionnaire was distributed to all English forces and Basic Command Units (BCUs). In all, 74% of forces, 25% of BCUs and 9 other units responded. The key findings were:

1. Drug-related policing expenditure and activity is expected to decrease and there is a perception that it is faring worse than other police activities.
2. Proactive work related to the detection of drug supply is expected to decrease. Activities such as covert surveillance, test purchasing and other intelligence gathering work were most often mentioned as likely to decrease. This may have an impact on the police's ability to monitor the drug problem in their area and to contribute to broader initiatives such as Street Level Up.
3. Those drug-related activities that appear likely to increase are ones, such as asset forfeiture, that could contribute to income.
4. Uncertainty about partner agencies is high and less partnership working and work with community groups is expected. This is of concern given the evidence of the importance of partnership working and community engagement for effective drug-related policing.

The findings of this survey suggest that the continuing pressures to save money and identify efficiencies may be leading to a greater focus on policing the most visible and pressing issues in the short term. If this is at the expense of activities of long term and 'deeper' benefit, it might have a negative impact on other key policy initiatives.

Difficult decisions about priorities will have to be made. Views will differ, so basing decisions on the evidence about impact and effectiveness is increasingly important. There needs to be an explicit evaluation of which drug markets to tackle and in what way they should be policed to deliver sustainable and real change for communities. These discussions, however, need to include consideration of the knock-on effects of changes. This will be a challenge for the new Police and Crime Commissioners. It will be essential that those standing for office are aware of the evidence of the effectiveness of different enforcement interventions.

Introduction

Public service provision is currently going through a period of extensive change as the government intensifies the drive to move decision-making and service delivery closer to local communities. At the same time, overall expenditure is required to decrease and the budgets for most service areas are being reduced.

For police forces, funding allocated centrally is expected to decrease by 20% in real terms over the next four years, with reductions front-loaded over the first two years. Although some funding comes from other sources, such as from a local precept or funding for specific programmes like the Drug Interventions Programme, the amounts received are variable and also, in many cases, likely to be subject to reduction. Therefore, it is clear that tough decisions will have to be made around which policing activities, frontline and back-of-house, it will be necessary to reduce, reorganise or curtail. Furthermore, in 2012, the first elections are expected for the new Police and Crime Commissioners. This is accompanied by radical reorganisations being made to the provision of key partner services, such as health and social care, and in many areas considerable reductions to local authority budgets.

It is against this backdrop that the UK Drug Policy Commission (UKDPC) is undertaking a research project looking at the impact of this move towards decreasing expenditure and increasing localism on efforts to tackle drug problems at the local level. The project aims to capture information on the way in which action to tackle the problems associated with illicit drugs might be changing in England in the current context. More information on this project is available at <http://www.ukdpc.org.uk/current.shtml#localism>. A report of the findings from the whole project will be published in early 2012.

As one element of this project UKDPC, in partnership with the Association of Chief Police Officers (ACPO), has sought to gather information on the way in which drug-related policing activities and expenditure might be changing in the context of reform and increasing austerity. An email survey was conducted in April 2011, which was followed by a workshop in which representatives from four police forces discussed the possible implications of the survey findings for drug enforcement.

This briefing sets out the key findings from both the survey and workshop. It describes the methodology, the types of activities covered, and how the results differed between Force and Basic Command Unit (BCU)¹ level. The appendix gives a full breakdown of the results.

It is important to note that the information gathered by the survey and within the workshop is based on respondents' professional views and perceptions at one point in time. Respondents were in some cases making predictions about what they felt was likely to happen and this may not in fact occur in practice. The survey did not collect information on reasons underpinning the decisions made around funding and activities, although these were explored in the workshop. Nevertheless, this remains a unique and important up to date source of information on the potential implications of increasing austerity for drug-related policing activity. Importantly it highlights areas that it may be important to monitor in order to ensure that any serious negative consequences are identified early.

¹ Basic Command Units are local policing areas which vary in size from over 1,000 officers to under 100. There are 172 BCUs in England recorded by the Home Office for the 2011/12 period.

Methodology: survey and workshop

The UKDPC and ACPO survey aimed to build a picture of the impact of increasing austerity, coupled with increased decentralisation, on drug-related policing activities and levels of partnership working in England. Respondents accessed the survey via the ACPO intranet.

In total, 29 English forces returned the survey (a response rate of 74%) and 52 other responses were received, of which 43 were from basic command units (about a quarter of all English BCUs) and 9 were classed as 'other' (e.g. British Transport Police).

The survey gathered respondents' perceptions at the time of the survey. It asked:

- If any changes were planned, or expected to happen, to 18 categories of drug-related policing activities, in the 2011-12 financial year. The different activity categories are set out in Box A below. The response categories were: Major increase; Increase a little; Stay broadly the same; Decrease a little; Major decrease; Don't know; and Not applicable/activity never carried out.
- What respondents expected to happen to expenditure on drug-related activities in the 2011-12 financial year and the level of staff time committed to these (including activities specifically focused on tackling drug problems and those that tackle drug issues as part of their wider remit). Response categories were similar to those for previous group of questions with the addition of one for expenditure stopping altogether.
- Perceptions of how drug-related activities were faring in relation to funding for other activities they carry out: better, worse or about the same.
- If levels of partnership working were changing and how this might impact on drug-related activities.

Box A: The 18 categories of drug-related activities

- Raids e.g. cannabis factories, drug suppliers
- Crackdowns related to drugs e.g. pubs, clubs, drug hot spots
- Drug-related covert surveillance
- Test purchasing of drugs
- Joint operations related to drugs e.g. borders/customs
- Asset forfeiture and Proceeds Of Crime Act (POCA) investigations related to drugs
- Drug money laundering detection and prevention
- Controls on precursor chemicals
- Controls on prescribed drugs and work with Primary Care Trusts (PCTs)
- Community policing including Police Community Support Officers (PCSOs)
- Drug-related work with community groups
- Drug Interventions Programme (DIP) including drug testing on arrest
- Drug education/schools
- Forensic testing related to drugs
- Drug cautions and warnings
- Use of drug dogs
- Discretionary spend related to drugs e.g. provision of match funding
- Crime mapping technology/intelligence

In order to provide different perspectives, forces were asked to complete separate questionnaires for the police force-level and for each BCU (as applicable). The data submitted by forces and BCUs were analysed separately.²

A workshop was also held to explore in more details what the survey findings might mean in terms of changes on the ground. Feedback on the possible implications of the findings for drug enforcement, and the knock-on effects for drug markets, was sought. Five officers from four police forces attended the workshop (forces from the Yorkshire and Humber region, two forces from the East of England and one force from the South East). All the participants had either completed the UKDPC and ACPO survey or were aware of this survey. Two participants worked in roles related specifically to drugs.

Drug-related policing activity in an age of austerity: the findings

A full breakdown of the survey results is given in the appendix. The key findings are pulled out within this section alongside points raised in the workshop concerning the potential impact and significance of these findings.

Key finding 1

Drug-related policing expenditure and activity is expected to decrease and there is a perception that it is faring worse than other police activities

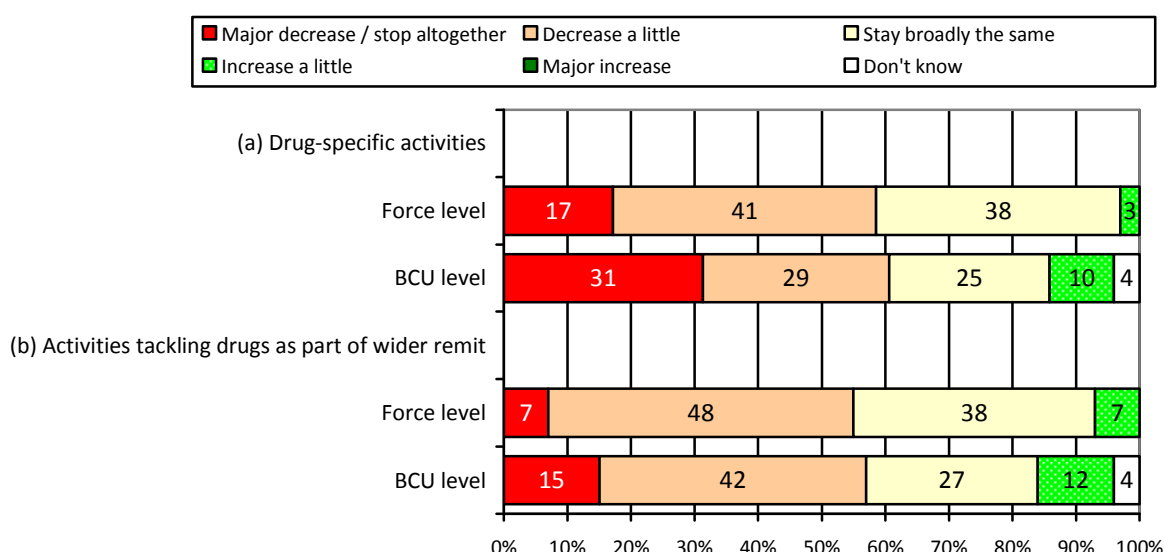
In the 2011-12 financial year, over half of both force-level (59%) and BCU-level respondents (61%, including 2% who thought expenditure would cease) expected a decrease in expenditure on activities that are specifically focused on tackling the problems associated with illicit drugs. Most of the remainder, 38% of force respondents and 25% of BCU respondents, expected expenditure to stay broadly the same as last year (see Figure 1).

Similarly, 55% of force-level respondents, and 58% of BCU-level respondents, expected reductions in the level of expenditure on work to tackle drug issues that is undertaken as part of their organisations' wider remit, for example as part of neighbourhood policing.

A broadly similar picture was reported in relation to the level of staff time within individual forces expected to be committed to working on drug-related activities in 2011-12: 52% of force-level and 49% of BCU respondents (including 4% who thought work would stop altogether) said they expected a decrease. At the force-level, 45% thought the time committed would stay broadly the same as did 35% of BCU-level respondents. Only a small proportion expected there to be any increase in staff time committed to drug work.

² For ease of analysis BCU and 'other' responses were collated together and referred to as BCU responses in this paper.

Figure 1: Expected change in expenditure on drug-related activities reported by force-level respondents (2011-12)



Another survey question asked respondents how they felt funding for drug-related activity was faring in comparison with other areas of policing. While the majority of force-level respondents (62%) said they felt drug-related activities were faring about the same as other areas, a third (34%) felt that they were faring worse. None thought drug-related activities were doing better than other types of policing.

Those responding to this question from BCUs painted a slightly more negative, but more mixed, picture; 42% felt that funding for drug-related activities was faring worse than the other activities they carry out, while 36% said broadly the same and 12% that they were faring better (the remaining 10% said that they did not know).

In addition, a third of BCU respondents noted, in response to an open-ended question asking for examples of changes in funding allocated to drug-related activities, that their unit's no longer prioritises drug-related activity. Eight BCUs (15% of respondents) noted that they now have very little, or no, funding allocated for drug-related activities. Other examples of responses given to this supplementary question are shown in Box B.

The workshop participants felt that the increasing pressure to save money and identify efficiencies was leading to a greater focus on policing the issues that are the most visible and pressing in the short term. This is at the expense of activities that are of long term and possibly 'deeper' benefit. Participants acknowledged that much drug-related policing activity generates work and, in the short term, it can be tempting to avoid looking for additional problems to police. For example, in the current context, participants noted that it is harder to keep a Street Level Up approach going, with the priorities of individual localities leading to a pressure to deliver results quickly and working against longer term, cross-border, co-ordination.³

³ Street Level Up is an ACPO-led initiative aimed at building on collaborative ways of working with law-enforcement agencies at all levels (from street level to importation routes) and other organisations such as education and health agencies in order to achieve long term and sustained reduction in the UK's drug markets.

Box B: Some examples given in answer to ‘Can you provide us with any particular examples of how the level of funding allocated to drug-related activities is faring in relation to funding for other activities you carry out?’

The CSP is now the only provider of funds and drugs is not a priority for the partnership, alcohol is the problem, not drugs (BCU, North East)

Imminent removal of the BCU dedicated drugs team. Complete withdrawal of funding for operations aimed at tackling drugs and alcohol misuse and their associated violent crimes. We realistically anticipate, and know this from experience, that the violence against person crime figures will rise due to a great reduction in anti drug operations (BCU, South East)

Previously the Home Office funded initiatives such as Test on Arrest and the strategic lead for DIP. This financial year we received a reduction of £30,791. The Constabulary continue to see the importance in tackling drugs and substance misuse and have made up the difference to ensure both functions continue (Force, North West)

Reductions in expenditure and resource were felt to be of significant concern because of the long-term consequences of a reduction in drugs enforcement activities. It was suggested in the workshop by one contributor that constant pressure from the police on drug-related crime is essential to ensure that associated problems do not entrench and escalate.

‘If you don’t keep your foot on the pedal it just deteriorates back to what it was...and your short term gains which you’ve had over the last few years, like everybody has, you just lose them, so then it’s a bit harder next time’.

Key finding 2

Proactive activities related to the detection of drug supply are expected to decrease

This shift in focus was evident in the responses given to the questions that asked respondents what they expected to happen to the level of a range of different types of drug-related activity in 2011-12. Figure 2 shows the drug-related enforcement activities that a quarter or more of forces said they expected to decrease in the 2011-12 financial year, while Figure 3 shows the equivalent information for BCU respondents.

The drug-related activities that were most often mentioned as likely to decrease were mainly those that relate to intelligence and evidence-gathering around drug supply. For instance, around half of all survey respondents expected their level of drug test purchasing activities to decrease: 45% of forces and 49% of BCUs reported that this would either ‘decrease a little’ or experience a ‘major decrease’. Alongside this, 44% of force-level respondents expected their level of drug-related forensic testing to reduce, while over a third of all respondents (38% of forces and 37% of BCUs) said that they expected their drug-related covert surveillance to decrease. Over a quarter of force respondents (27%), and 25% of BCU respondents, expected the use of drug dogs to decrease.

Figure 2: Drug-related activities Police Forces most expected to decrease in 2011-12

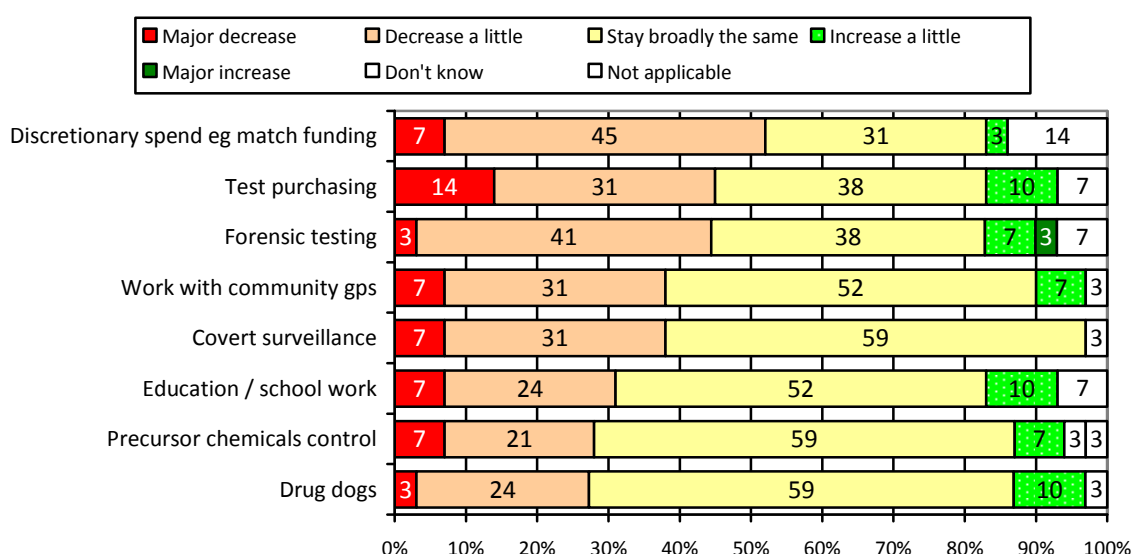
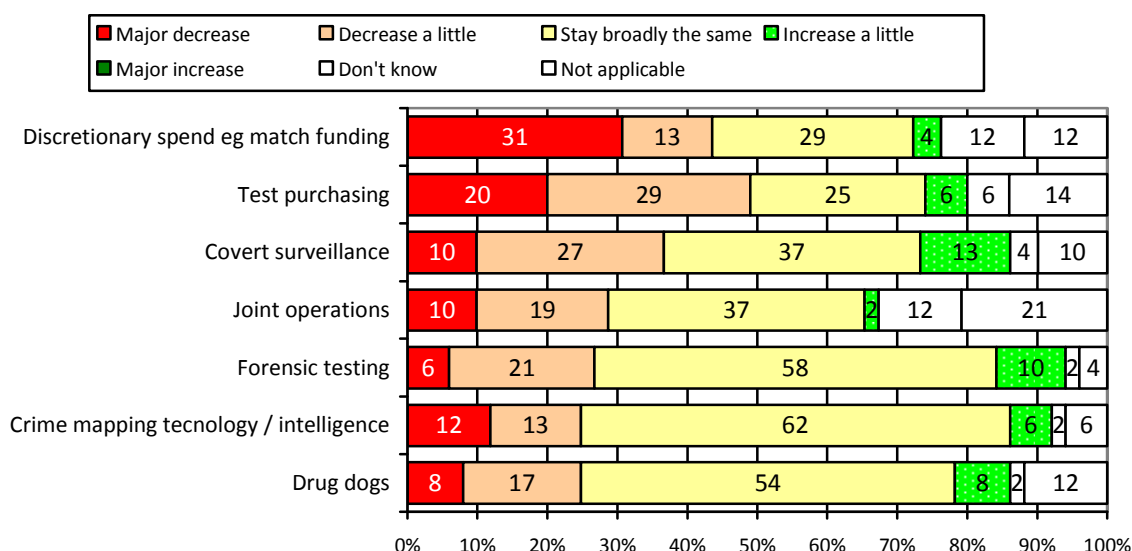


Figure 3: Drug-related activities BCUs most expected to decrease in 2011-12



In addition to the potential impact on the police's ability to prosecute those involved in drug supply, reduction in these types of activity has implications for the police's ability to identify and keep up to date with new drugs. Reducing capacity to access intelligence about drugs in their area could also diminish their capacity to fulfil anticipated new powers around the temporary banning of new substances.

Workshop participants indicated that new drugs are particularly challenging to police, both in terms of their supply (especially via the internet) and in recognising their composition, for which forensic testing is essential. In their experience, sources of funding for test purchasing activities are also becoming more difficult to secure and such operations are being carried out for shorter periods of time.

One workshop participant noted that there are nearly 400 cannabis farms in the area that his force covers and it is impossible to investigate these without diverting resources from

other priorities such as the investigation of gun crime, or enforcement activities around crack and heroin. He also noted the increasing use of people with little experience of investigating cannabis farms, for instance Safer Neighbourhoods Teams. This is limiting the success of operations in reaching higher level drug activity.

The organisational changes in forensic science services might explain some of the anticipated reductions in forensic testing.

"We don't know what we're picking up intelligence-wise. And because of the implications for testing we're not emptying amnesty bins. We're not going looking for anything legal highs wise... I suspect if you took a straw poll of forces they wouldn't know what they've got."

Key finding 3

Those drug-related activities that appear likely to increase are ones that could contribute to income

There were very few drug-related activities that many respondents thought were likely to increase in the 2011-12 financial year (see full breakdown of the results in the Appendix). At the BCU-level there were no drug-related activities that more than a quarter of respondents thought would increase, although 23% did expect the Drug Intervention Programme and testing on arrest to increase.

The only two types of drug-related activity that over a quarter of forces expected to increase involved financial investigative work such as the seizure of assets from those involved in drug supply, production or related activities. About a third of forces who responded to the survey expected an increase in activities around asset forfeiture and POCA (Proceeds of Crime Act) investigations related to drugs and 28% of forces reported an expected increase in detection and prevention of drug money laundering.

These types of activity have increased in recent years in response to increasing evidence highlighting the potential impact these activities may have⁴ and the workshop participants were clear that these types of activities represent an opportunity to accrue financial benefit to their force, but there are disparities in the way it can be claimed and timescales can be a key barrier. POCA opportunities increase if forces are able to spend more time investigating over the longer term, which depends on senior managers recognising the importance of this and forces having the capacity to dedicate resources towards these activities.

Some forces are better than others at POCA investigations and detection of drug money laundering. To a large degree, workshop participants felt that this depends on the level of financial expertise they are able to access and the commitment of senior management. Participants highlighted the importance of judges with POCA expertise, trained drug expert

⁴See for example, Matrix (2010) *The illicit drug trade in the United Kingdom* <http://www.matrixknowledge.com/wp-content/uploads/the-illicit-drug-trade-in-the-uk.pdf> and Police Foundation (1997) *The Independent Inquiry into the Misuse of Drugs Act* <http://www.police-foundation.org.uk/site/police-foundation/latest/independent-inquiries/inquiry-into-the-misuse-of-drugs?>

witnesses and financial investigation officers and the need for a greater level of expertise and knowledge about POCA across all levels of the system.

'Certainly from an expert witness point of view, we're linking in with every case in our force now that's drugs related and providing a statement which gives the financial investigator a basis for the actual investigation, whether that be level one, level two, or level three criminality. I think what the forces have realised is it's a means of actually getting a benefit back into the force.'

Key finding 4

Change and uncertainty about partner agencies is high and less partnership working is expected

One potential outcome of a more austere financial climate is that organisations will tend to focus on their 'core business' and activity that is seen as discretionary or more marginal to core business will be cut first. Many agencies and organisations are involved in tackling drugs, as is recognised in the national drug strategy.⁵ Extensive partnership working has developed over the past 15 years through local partnerships such as Drug and Alcohol Action Teams (DAATs) and Community Safety Partnerships (CSPs).

The limited evidence for effective drug policing also shows the importance of both partnerships and the involvement of communities to achieve better outcomes.⁶ Such partnership working might be seen as a way of achieving efficiencies but equally might be viewed as an additional call on human and other resources. At the same time, many of the Police's partner agencies are currently the subject of major reorganisation and/or significant budget reductions which are likely to have a knock-on effect for policing.

The survey included several questions that touched on these issues and responses revealed a mixed picture in relation to change within partner agencies and partnership working. Despite the need to achieve efficiency gains, the survey found evidence of a retrenching and reduction in levels of collaboration across different organisations.

Two-thirds, 66% of forces and 65% of BCUs, said that local partnership mechanisms, such as Drug and Alcohol Action Teams, Community Safety Partnerships and Community Justice Boards, are currently reconfiguring to take into account funding pressures and greater local involvement. A third of the BCU respondents, and 14% of force-level respondents, did not know if local partnerships are currently reconfiguring.

Responses to survey questions on what was expected to happen to specific types of drug-related activity also provided some evidence of pulling back to 'core business'. Around half of all survey respondents expected discretionary spending relating to drugs, such as the provision of match funding for local projects, to decrease across the 2011-12 financial year.⁷

⁵ HM Government (2010) *Drug strategy 2010 Reducing Demand, Restricting Supply, Building Recovery: Supporting People to Live a Drug Free Life* London: Home Office.

⁶ UKDPC (2009) *Refocusing Drug-related Law Enforcement to Address Harms* London: UK Drug Policy Commission (available at: http://www.ukdpc.org.uk/publications.shtml#hre_report)

⁷ 52% of forces and 44% of BCUs reported that this would either 'decrease a little' or experience a 'major decrease'.

Almost a third, 31% of forces expected drug education and work in schools to decrease over the 2011-12 financial year. Also, 38% of force-level respondents expected drug-related work with community groups to decrease although at the BCU-level almost as many respondents said these activities would increase (13%) as thought it would decrease (19%). In the questions about specific drug-related activities, 31% of forces expected drug education and work in schools to decrease over the 2011-12 financial year.

Respondents were asked what they anticipate will happen to their organisation's level of overall collaboration and partnership working with other agencies over the next 12 months. On the whole respondents exhibited no clear view as to whether there would be any change in levels of working with partner organisations. The main exception was that among force-level respondents where a third (34%) expected to work less with local councils over the next 12 months, whereas only 10% thought they would work with them more.

Overall, BCUs expected their levels of partnership working to stay broadly steady, with the exception of working with PCTs (18% expected a decrease) and DAATs (18% expected an increase) and the National Offender Management Service (20% expected an increase).

Respondents were asked to give examples of how partnership working was being affected and some of these are shown in Box C below.

Box C: Examples given in answer to 'do you have any indication of changes in partner agencies that will impact on your force/unit's drug-related objectives?'

The Government Office used to host the Reducing Availability Group meetings. They were multi agency meetings to discuss drug-related issues....since the cessation of the Government Office the meeting cycle has stopped. A meeting cycle set up by the PCT to discuss drug-related issues and interaction with Controlled Liaison Officers has also ceased (Force, South East)

LA reconfiguration is meaning it has reduced visible uniformed patrolling presence which may impact on community intelligence around drug misuse, withdrawal of young person's substance misuse funding and withdrawal of money for proactive policing and engagement activities (London BCU)

The workshop participants also felt that partnership working is likely to decrease, and confirmed that this is largely due to a reduction in the funds available to partner organisations. There was a consequent sense that the police were expected to try and fill the gaps that may appear as a result of a reduction in the capacity of other organisations. One participant gave the example of a project in his area which provides support to recovering drug users. The project has lost funding and is being scaled back. He felt that this would lead to increasing crime if people turned back to drugs in the absence of support. It is unclear how far the police are able to meet these gaps.

'It's that knock on effect that whatever street wardens or enforcement activity that local authority provide, if they get squeezed and get withdrawn who fills that void? And invariably it's the uniform cop on the street or the PCSO.'

Conclusions & Implications

The findings of this survey suggest that there is a view amongst those responsible for drug enforcement that the continuing pressures to save money and identify efficiencies may be leading to a greater focus on policing the issues that are the most visible and pressing in the short term. The risk is that this could be at the expense of activities which are of long term and 'deeper' benefit. In the current climate some drug-related activities might be impossible to operate at the scale required for impact. There is a danger that these shifts in focus might, paradoxically, have a negative impact on other key policy initiatives.

Reductions in budgets and expenditure, coupled with uncertainty about future funding, are now common to most local public services, as well as community bodies. This is compounding the challenge for police services and appears to be creating knock on effects, for instance pressure to try and fill gaps in enforcement activities usually provided by local authorities. In this context the value of partnership working alongside pooling of partner resources is critical, but there is evidence that diminished capacity is leading to a reduction in levels of collaboration across different organisations. This may lead to a vicious circle and reduced, rather than increased, effectiveness. The 'added-value' of sharing partner agency resources need to be reinforced and supported.

The restricting supply strand of the 2010 drug strategy seeks to *"make the UK an unattractive destination for drug traffickers by attacking their profits and driving up their risks"*.⁸ However, anticipated reductions in levels of forensic information, intelligence and analysis are likely to have a detrimental effect in identifying and pursuing the higher-level drug importers and traffickers.

A previous UKDPC review of drug-related enforcement activity in 2009 proposed that drug enforcement needed to focus more on assessing and reducing those activities which cause the most harmful impacts.⁹ The challenge is how to identify and prioritise responses to the most harmful practices. Views will differ, so framing priorities and expenditure decisions on the basis of evidence about impact and effectiveness is increasingly important. Left unchecked, public and political expectations cannot be met in full. There needs to be an explicit dialogue about which drug markets are a priority to tackle and in what way they should be policed to deliver sustainable and real change for local communities. These discussions, however, need to include consideration of the knock-on effects of changes both for partner organisations and policies at the local level and for enforcement nationally.

There is increasing evidence from across the UK and elsewhere that innovative approaches to engage with local drug dealers to channel them away from their harmful activity has brought positive results. But such approaches challenge conventional and popular wisdom. Public debate and engagement is a central requirement for their apparent success.

This will be a challenge for the new Police and Crime Commissioners. There can be little doubt that being responsive to community concerns including talking and acting 'tough'

⁸ HM Government (2010) *op cit* page 3

⁹ UKDPC, 'Refocusing drug-related law enforcement to address harms', 2009

about drug-related crime may garner voter support. But enforcement responses to drug problems need to be much more nuanced. There is a risk that appealing simplistic solutions may override pragmatic and effective responses to tackling drug-related crime. It will be essential that those standing for office are aware of the evidence of the effectiveness of different enforcement interventions.

Appendix: Full Survey results

(a) Force-level responses (29 responses, 74% of English Forces)

<p>In this financial year (2011/12) what changes are planned, or expected to happen, to your level of provision of the following drug-related policing activities?</p> <p>The activities listed below may form part of a wider activity that covers more than drugs. Please complete the table based on your perceptions of what you expect to happen, over the next year, to the drug-related element of this activity. For broad activities, for which drugs work is only a part, please give your best estimate of the likely change. (Percentages may not add to 100% due to rounding.)</p>							
	Response (%)						
Activity/Intervention	Major increase	Increase a little	Stay broadly the same	Decrease a little	Major decrease	Don't know	Not applicable/ activity never carried out
Raids e.g. cannabis factories, drug suppliers	3	14	62	10	7	3	0
Crackdowns related to drugs e.g. pubs, clubs, drug hot spots	0	14	62	17	3	3	0
Drug-related covert surveillance	0	0	59	31	7	3	0
Test purchasing of drugs	0	10	38	31	14	7	0
Joint operations related to drugs e.g. borders/customs	0	11	64	14	4	7	0
Asset forfeiture and POCA investigations related to drugs	0	31	45	17	3	3	0
Drug money laundering detection and prevention	0	28	45	21	3	3	0
Controls on precursor chemicals	0	7	59	21	7	3	3
Controls on prescribed drugs and work with PCTs	0	10	62	17	7	3	0
Community policing including PCSOs	3	0	69	21	0	7	0
Drug-related work with community groups	0	7	52	31	7	3	0
Drug Interventions Programme (DIP) including testing on arrest	0	18	57	7	4	11	4
Drug education/schools	0	10	52	24	7	7	0
Forensic testing related to drugs	3	7	38	41	3	7	0
Drug cautions and warnings	0	10	72	7	0	10	0
Use of drug dogs	0	10	59	24	3	3	0
Discretionary spend related to drugs e.g. provision of match funding	0	3	31	45	7	14	0
Crime mapping technology/intelligence	3	17	59	14	3	3	0

In this financial year (2011/12) what do you expect to happen to the level of:	
a. Your force's expenditure on activities and operations that are <u>specifically focused</u> on tackling the problems associated with illicit drugs?	
	%
A major increase	0
Increase a little	3
Expenditure to stay broadly the same as last financial year	38
Decrease a little	41
A major decrease	17
Expenditure to stop altogether	0
Don't know	0
b. Your force's expenditure on activities and operations that tackle drug issues as a <u>part of their wider remit</u>?	
	%
A major increase	0
Increase a little	7
Expenditure to stay broadly the same as last financial year	38
Decrease a little	48
A major decrease	7
Expenditure to stop altogether	0
Don't know	0

Overall, how is the level of funding allocated to drug-related activities faring in relation to funding for other activities you carry out?	
	%
Faring better	0
Faring worse	34
Faring about the same as other activities	62
Don't know	3

What do you expect to happen to the level of staff time within your force that is committed to working on drug-related activities?	
	%
A major increase	0
Increase a little	3
Time committed to stay broadly the same	45
Decrease a little	34
A major decrease	17
Work to stop altogether	0
Don't know	0

Over the next 12 months, what do you anticipate will happen to your force's level of <u>overall</u> collaboration and partnership working with other agencies?			
	Increase (%)	Stay broadly the same (%)	Decrease (%)
Level of collaboration to:			
Drug (and Alcohol) Action Teams/Community Safety Partnerships	24	55	21
Local council	10	55	34
PCT/health agencies	25	54	21
National Offender Management Service	14	75	11
Crown Prosecution Service	7	83	10
Local community organisations	25	50	25
<p>Are local partnership mechanisms, such as Drug (and Alcohol) Action Teams, Community Safety Partnerships, Local Strategic Partnerships and Local Community Justice Boards, <u>currently</u> reconfiguring in any way to take account of funding pressures and greater local involvement?</p> <p style="text-align: right;">(%)</p>			
Yes	66		
No	21		
Don't know	14		

(b) BCU-level responses: (52 individual responses: 43 BCUs (25% of English BCUs) and 9 'other')

In this financial year (2011/12) what changes are planned, or expected to happen, to your level of provision of the following drug-related policing activities? The activities listed below may form part of a wider activity that covers more than drugs. Please complete the table based on your perceptions of what you expect to happen, over the next year, to the <u>drug-related element</u> of this activity. For broad activities, for which drugs work is only a part, please give your best estimate of the likely change. (Percentages may not add to 100% due to rounding.)							
Response (%)							
Activity/Intervention	Major increase	Increase a little	Stay broadly the same	Decrease a little	Major decrease	Don't know	Not applicable/ activity never carried out
Raids e.g. cannabis factories, drug suppliers	2	13	58	17	4	2	4
Crackdowns related to drugs e.g. pubs, clubs, drug hot spots	0	19	54	10	8	2	8
Drug-related covert surveillance	0	13	37	27	10	4	10
Test purchasing of drugs	0	6	25	29	20	6	14
Joint operations related to drugs e.g. borders/customs	0	2	37	19	10	12	21
Asset forfeiture and POCA investigations related to drugs	2	19	56	10	8	2	4
Drug money laundering detection and prevention	2	8	57	10	12	4	8
Controls on precursor chemicals	0	0	27	6	4	19	44
Controls on prescribed drugs and work with PCTs	0	2	40	8	8	13	29
Community policing including PCSOs	0	13	58	17	0	2	10
Drug-related work with community groups	0	13	56	19	0	2	10
Drug Interventions Programme (DIP) including testing on arrest	8	15	42	15	0	2	17
Drug education/schools	0	8	56	12	6	4	15
Forensic testing related to drugs	0	10	58	21	6	2	4
Drug cautions and warnings	0	15	67	8	2	2	6
Use of drug dogs	0	8	54	17	8	2	12
Discretionary spend related to drugs e.g. provision of match funding	0	4	29	13	31	12	12
Crime mapping technology/intelligence	0	6	62	13	12	2	6

<p>In this financial year (2011/12) what do you expect to happen to the level of:</p> <p>a. Your unit's expenditure on activities and operations that are <u>specifically focused</u> on tackling the problems associated with illicit drugs?</p> <p style="text-align: right;">%</p>	
A major increase	0
Increase a little	10
Expenditure to stay broadly the same as last financial year	25
Decrease a little	29
A major decrease	29
Expenditure to stop altogether	2
Don't know	4
<p>b. Your unit's expenditure on activities and operations that tackle drug issues as a <u>part of their wider remit</u>?</p> <p style="text-align: right;">%</p>	
A major increase	0
Increase a little	12
Expenditure to stay broadly the same as last financial year	27
Decrease a little	42
A major decrease	15
Expenditure to stop altogether	0
Don't know	4
<p>Overall, how is the level of funding allocated to drug-related activities faring in relation to funding for other activities you carry out?</p> <p style="text-align: right;">%</p>	
Faring better	12
Faring worse	42
Faring about the same as other activities	36
Don't know	10
<p>What do you expect to happen to the level of staff time within your unit that is committed to working on drug-related activities?</p> <p style="text-align: right;">%</p>	
A major increase	0
Increase a little	8
Time committed to stay broadly the same	35
Decrease a little	31
A major decrease	14
Work to stop altogether	4
Don't know	8

Over the next 12 months, what do you anticipate will happen to your unit's level of overall collaboration and partnership working with other agencies?

Level of collaboration to:			
	Increase (%)	Stay broadly the same (%)	Decrease (%)
Drug (and Alcohol) Action Teams/Community Safety Partnerships	18	72	10
Local council	16	74	10
PCT/health agencies	14	68	18
National Offender Management Service	20	71	8
Crown Prosecution Service	14	78	8
Local community organisations	15	75	10
Are local partnership mechanisms, such as Drug (and Alcohol) Action Teams, Community Safety Partnerships, Local Strategic Partnerships and Local Community Justice Boards, <u>currently</u> reconfiguring in any way to take account of funding pressures and greater local involvement? <div>(%)</div>			
Yes		65	
No		4	
Don't know		31	

We are grateful to Barclays Bank and the Esmée Fairbairn Foundation for their support for this research.

© UK Drug Policy Commission (UKDPC), October 2011. ISBN 978-1-906246-33-4
 This briefing is available online at:
www.ukdpc.org.uk/publications.shtml#Localism