

## Kingston Backed Bench

### Bench Specifications

- Fully Welded Construction
- AAMA 2604 Powder Coat
- Powder Coated Inside and Out

#### How to Specify this Product

Include Bench Length, Width and Height.  
Specify Product Variations, Accessories,  
Installation, Color and Material.



#### Sizes - Bench

- ☐ KNG1  
57.5"L x 25.60"W x 38"H  
L1461mm x W650mm x H965mm

#### Warranty and Care

See Warranty and Care Document for  
further information on specific details.

- ☐ 2 Year Finish Warranty
- ☐ 10 Year Structural Warranty

## GreenTheory™

### GT

[greentheory.com](https://greentheory.com)

Date: 02/13/2023  
Specification Sheet Version 1.0A

Units measured in imperial inches and  
metric millimetres.

Green Theory reserves the right to revise technical  
specifications at any time without prior notice. Correct  
mounting hardware and the method of mounting of the  
product are imperative to user safety. Use installation  
instructions to correctly position and install product.  
©2025 Green Theory Design

# Kingston Backed Bench

Product Code - KNG1  
Backed Bench  
Weight:  
☐ TBD - 5052 Aluminum  
☐ TBD - 304 Stainless Steel

## Bench Variations

### Materials

Made with Powder Coated 5052  
Aluminum or 304 Stainless Steel

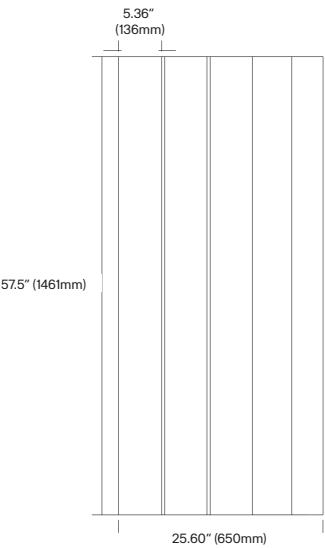
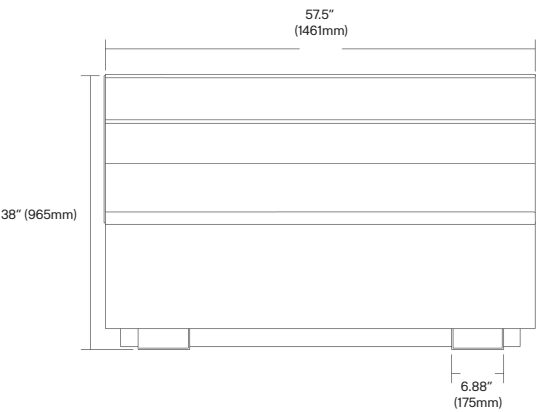
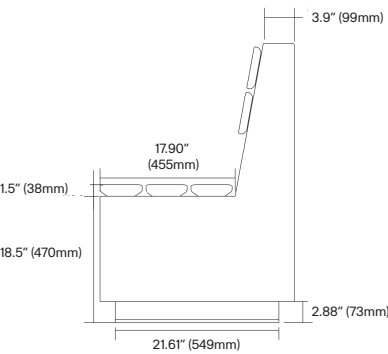
- ☐ 5052 Aluminum
- ☐ 304 Stainless Steel
- ☐ Hardwood Timber

### Standard Powder Coat

- ☐ Matte Black
- ☐ Pewter
- ☐ Gloss White
- ☐ Metallic Silver
- ☐ Smokey Beige
- ☐ Suede Bronze

### Custom Powder Coat

RAL \_\_\_\_\_



GreenTheory™

GT

greentheory.com

Date: 02 13 2023  
Specification Sheet Version 1.0A

Units measured in imperial inches and  
metric millimetres.

Green Theory reserves the right to revise technical specifications at any time without prior notice. Correct mounting hardware and the method of mounting of the product are imperative to user safety. Use installation instructions to correctly position and install product.  
©2025 Green Theory Design

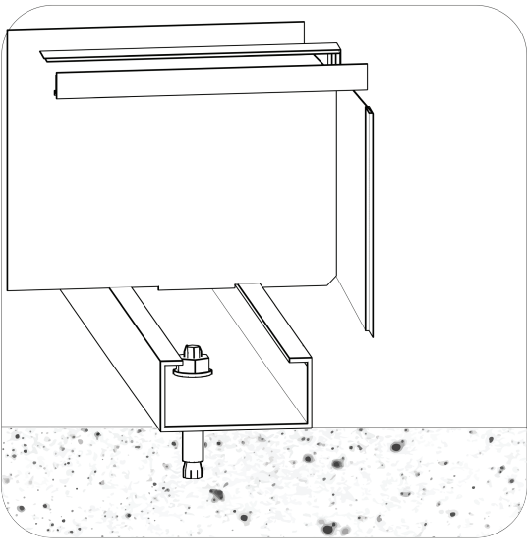
# Kingston Backed Bench

Installation Detail  
Recommended on site Installation Detail

## Bench Specifications

### Delivery Loading & Unloading Detail

- Product is supplied loose and freestanding, or on skids/pallets if required  
Product is secured with appropriate padding for protection during transit  
Product can be unloaded manually
- (Recommend 2 person lifting per product)  
All handling suggestions are to be used as a guide only. It is the full responsibility of the installing party to ensure the appropriate lifting methods are practised

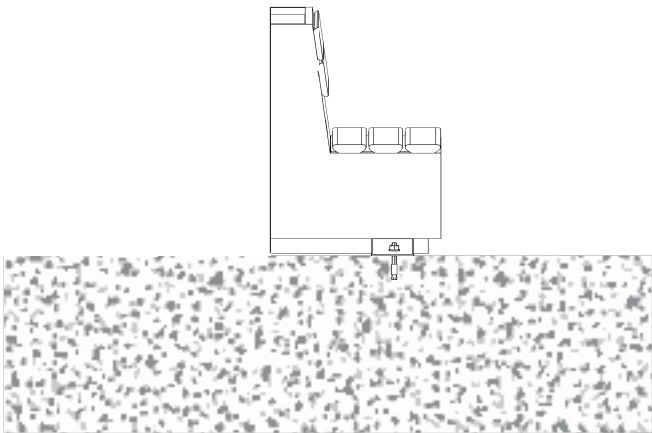


### Installation Detail

- Use product to mark and drill fixings locations in slab/footing
- Install product using masonry or chemical anchors (supplied by others)  
Secure product to anchors using security fixings (supplied by others)
- 4 x 3/8" or (M10) masonry anchors with Security nuts (supplied by others)

### Notes

### Quantity



GreenTheory™

GT

greentheory.com

Date: 02/13/2023  
Specification Sheet Version 1.0A

Units measured in imperial inches and metric millimetres.

Green Theory reserves the right to revise technical specifications at any time without prior notice. Correct mounting hardware and the method of mounting of the product are imperative to user safety. Use installation instructions to correctly position and install product.  
©2025 Green Theory Design