

Sit Backless Bench

Bench Specifications

- Fully Welded Construction
- AAMA 2604 Powder Coat
- Powder Coated Inside and Out

How to Specify this Product

Include Bench Length, Width and Height. Specify Product Variations, Accessories, Installation, Pattern Options, Color and Material.

Sizes - Bench

- SIT2-1
79"L x 21"W x 19"H
L2000mm x W525mm x H480mm
- SIT2-2
118"L x 21"W x 19"H
L3000mm x W525mm x H480mm

Pattern Options

- Custom Patterns Available

Warranty and Care

See Warranty and Care Document for further information on specific details.

- 2 Year Finish Warranty
- 10 Year Structural Warranty

Green Theory™

G-T


greentheory.com

Date: 02 13 2023
Specification Sheet Version 1.0A

Units measured in imperial inches and metric millimetres.

Green Theory reserves the right to revise technical specifications at any time without prior notice. Correct mounting hardware and the method of mounting of the product are imperative to user safety. Use installation instructions to correctly position and install product.
©2022 Green Theory Design

Designed by  STREET + GARDEN



Sit Backless Bench

Product Code - SIT2-1

4 Seater

Backless Bench

Weight:

- 159lbs (72kg) - 5052 Aluminum
- 208lbs (95kg) - 304 Stainless Steel

Bench Variations

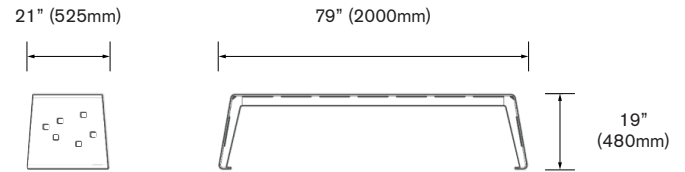
Body Length Variations

- 78" / 2000mm (4 Seater)
- 118" / 3000mm (6 Seater)

Materials

Made with Powder Coated 5052 Aluminum or 304 Stainless Steel

- 5052 Aluminum
- 304 Stainless Steel



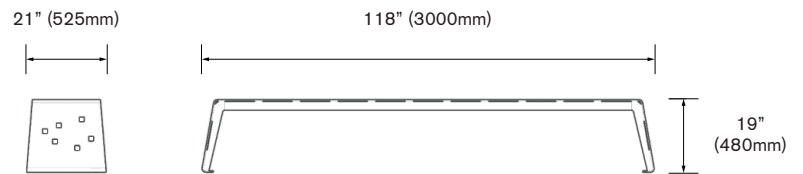
Product Code - SIT2-2

6 Seater

Backless Bench

Weight:

- 212lbs (96kg) - 5052 Aluminum
- 278lbs (126kg) - 304 Stainless Steel



Green Theory™

G-T

greentheory.com

Date: 02 13 2023
Specification Sheet Version 1.0A

Units measured in imperial inches and metric millimetres.

Green Theory reserves the right to revise technical specifications at any time without prior notice. Correct mounting hardware and the method of mounting of the product are imperative to user safety. Use installation instructions to correctly position and install product.
©2022 Green Theory Design

Designed by  STREET + GARDEN

Sit Backless Bench

Skatestop Accessory - SIT2-_-S

Available on all Sit Backless Bench Seats

Bench Accessories

Accessories

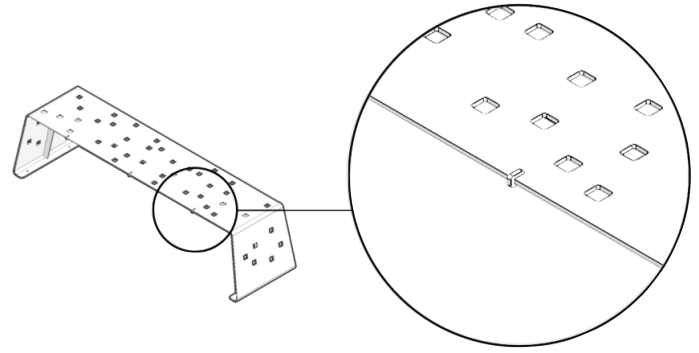
- Skatestop

Standard Powder Coat

- Matte Black
- Pewter
- Gloss White
- Metallic Silver
- Smokey Beige
- Suede Bronze

Custom Powder Coat

RAL _____



Green Theory™

G-T

greentheory.com

Date: 02 13 2023
Specification Sheet Version 1.0A

Units measured in imperial inches and metric millimetres.

Green Theory reserves the right to revise technical specifications at any time without prior notice. Correct mounting hardware and the method of mounting of the product are imperative to user safety. Use installation instructions to correctly position and install product.
©2022 Green Theory Design

Designed by  STREET + GARDEN

Sit Backless Bench

Bench Specifications

Delivery Loading & Unloading Detail

- Product is supplied loose and freestanding, or on skids/pallets if required
- Product is secured with appropriate padding for protection during transit
- Product can be unloaded manually (Recommend 2 person lifting per product)
- All handling suggestions are to be used as a guide only. It is the full responsibility of the installing party to ensure the appropriate lifting methods are practised

Installation Detail

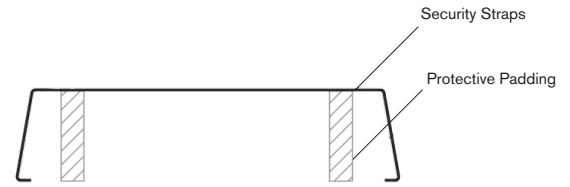
- Use product to mark and drill fixings locations in slab/footing
- Install product using masonry or chemical anchors (supplied by others)
- Secure product to anchors using security fixings (supplied by others)
- 4 x 3/8" or (M10) masonry anchors with Security nuts (supplied by others)

Notes

Quantity

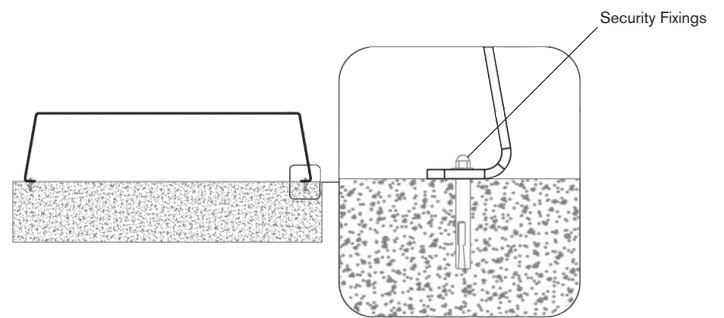
Delivery Loading & Unloading Detail

Recommended on site Delivery Detail



Installation Detail

Recommended on site Installation Detail



Green Theory™

G-T

greentheory.com

Date: 02 13 2023
Specification Sheet Version 1.0A

Units measured in imperial inches and metric millimetres.

Green Theory reserves the right to revise technical specifications at any time without prior notice. Correct mounting hardware and the method of mounting of the product are imperative to user safety. Use installation instructions to correctly position and install product.
©2022 Green Theory Design

Designed by  STREET + GARDEN