

# Paperclip Backless Bench

## Bench Specifications

- Fully Welded Construction
- AAMA 2604 Powder Coat
- Powder Coated Inside and Out

### How to Specify this Product

Include Bench Length, Width and Height.  
Specify Product Variations, Installation,  
Pattern Options, Color and Material.

### Sizes - Bench

- PPC2  
67"L x 19"W x 17"H  
L1700mm x W475mm x H430mm


### Pattern Options

- Custom Patterns Available

### Warranty and Care

See Warranty and Care Document for further information on specific details.

- 2 Year Finish Warranty
- 10 Year Structural Warranty



## Green Theory™

G-T

[greentheory.com](http://greentheory.com)

Date: 02 13 2023  
Specification Sheet Version 1.0A

Units measured in imperial inches and metric millimetres.

Green Theory reserves the right to revise technical specifications at any time without prior notice. Correct mounting hardware and the method of mounting of the product are imperative to user safety. Use installation instructions to correctly position and install product.  
©2022 Green Theory Design

Designed by  STREET + GARDEN

# Paperclip Backless Bench

Product Code - PPC2

Backless Bench

Weight:

- 79lbs (36kg) - 5052 Aluminum
- 104lbs (47kg) - 304 Stainless Steel

## Bench Variations

### Materials

Made with Powder Coated 5052 Aluminum or 304 Stainless Steel

- 5052 Aluminum
- 304 Stainless Steel
- HDPE

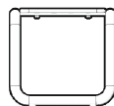
### Standard Powder Coat

- Matte Black
- Pewter
- Gloss White
- Metallic Silver
- Smokey Beige
- Suede Bronze

### Custom Powder Coat

RAL \_\_\_\_\_

19" (475mm)



67" (1700mm)



17"  
(430mm)

# Green Theory™

G-T

[greentheory.com](http://greentheory.com)

Date: 02 13 2023  
Specification Sheet Version 1.0A

Units measured in imperial inches and metric millimetres.

Green Theory reserves the right to revise technical specifications at any time without prior notice. Correct mounting hardware and the method of mounting of the product are imperative to user safety. Use installation instructions to correctly position and install product.  
©2022 Green Theory Design

Designed by  STREET + GARDEN

# Paperclip Backless Bench

## Bench Specifications

### Delivery Loading & Unloading Detail

- Product is supplied loose and freestanding, or strapped to Pallets or Skids if required
- Product is secured with appropriate padding for protection during transit
- Product can be unloaded manually by hand (Recommended 2 person lifting per product)
- All handling suggestions are to be used as a guide only. It is the full responsibility of the installing party to ensure the appropriate lifting methods are practised

### Installation Detail

- Use Paperclip Backless Bench to mark and drill fixing locations
- Use Security Fixings (Supplied by Others) to fix Paperclip Backless Bench to Slab
- 4 x 3/8" or (M10) masonry anchors with Security nuts (supplied by others)

### Notes

---

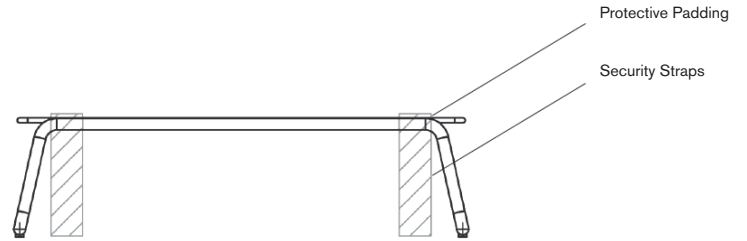
---

### Quantity

---

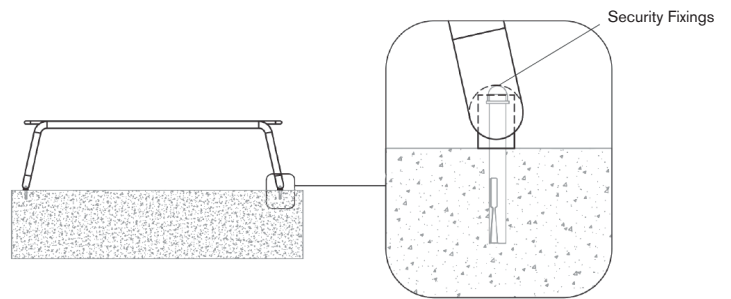
### Delivery Loading & Unloading Detail

Recommended on site Delivery Detail



### Installation Detail

Recommended on site Installation Detail



## Green Theory™

### G-T

[greentheory.com](http://greentheory.com)

Date: 02 13 2023  
Specification Sheet Version 1.0A

Units measured in imperial inches and metric millimetres.

Green Theory reserves the right to revise technical specifications at any time without prior notice. Correct mounting hardware and the method of mounting of the product are imperative to user safety. Use installation instructions to correctly position and install product.  
©2022 Green Theory Design

Designed by  STREET + GARDEN