



# Algorithms

A set of instructions or rules  
written for a human to follow.



# Algorithms

A set of instructions or rules written for a human to follow.



# Algorithms

A set of instructions or rules written for a human to follow.



# Algorithms

A set of instructions or rules  
written for a human to follow.



# Algorithms

A set of instructions or rules written for a human to follow.







# Algorithms

A set of instructions or rules written for a human to follow.



# Algorithms

A set of instructions or rules  
written for a human to follow.



# Algorithms

A set of instructions or rules written for a human to follow.





An error in a computing program which results in an incorrect output



# Bugs

An error in a computing program which results in an incorrect output



# Bugs

An error in a computing program which results in an incorrect output



# Bugs

An error in a computing program which results in an incorrect output




# Bugs

An error in a computing program which results in an incorrect output




# Bugs

An error in a computing program which results in an incorrect output



An error in a computing program which results in an incorrect output



# Bugs

An error in a computing program  
which results in an incorrect output





# Input devices

Devices that can be used to send data to the computer. The micro:bit buttons are input devices.



# Input devices

Devices that can be used to send data to the computer. The micro:bit buttons are input devices.



# Input devices

Devices that can be used to send data to the computer. The micro:bit buttons are input devices.



# Input devices

Devices that can be used to send data to the computer. The micro:bit buttons are input devices.



# Input devices

Devices that can be used to send data to the computer. The micro:bit buttons are input devices.



# Input devices

Devices that can be used to send data to the computer. The micro:bit buttons are input devices.



# Input devices

Devices that can be used to send data to the computer. The micro:bit buttons are input devices.



# Input devices

Devices that can be used to send data to the computer. The micro:bit buttons are input devices.





# Output devices

Devices that can be used to present data that has been generated to a computer. The micro:bit LEDs are output devices.



# Output devices

Devices that can be used to present data that has been generated to a computer. The micro:bit LEDs are output devices.



# Output devices

Devices that can be used to present data that has been generated to a computer. The micro:bit LEDs are output devices.



# Output devices

Devices that can be used to present data that has been generated to a computer. The micro:bit LEDs are output devices.



# Output devices

Devices that can be used to present data that has been generated to a computer. The micro:bit LEDs are output devices.




# Output devices

Devices that can be used to present data that has been generated to a computer. The micro:bit LEDs are output devices.



# Output devices

Devices that can be used to present data that has been generated to a computer. The micro:bit LEDs are output devices.



# Output devices

Devices that can be used to present data that has been generated to a computer. The micro:bit LEDs are output devices.





# Program

A set of instructions written in a language that a computer can understand.



# Program

A set of instructions written in a language that a computer can understand.



# Program

A set of instructions written in a language that a computer can understand.



# Program

A set of instructions written in a language that a computer can understand.




# Program

A set of instructions written in a language that a computer can understand.




# Program

A set of instructions written in a language that a computer can understand.



A set of instructions written in a language that a computer can understand.



# Program

A set of instructions written in a language that a computer can understand.





# Loops

Telling the computer to do an instruction or a set of instructions more than once.



# Loops

Telling the computer to do an instruction or a set of instructions more than once.



# Loops

Telling the computer to do an instruction or a set of instructions more than once.



# Loops

Telling the computer to do an instruction or a set of instructions more than once.

# Loops



Telling the computer to do an instruction or a set of instructions more than once.


# Loops

Telling the computer to do an instruction or a set of instructions more than once.



# Loops

Telling the computer to do an instruction or a set of instructions more than once.



# Loops

Telling the computer to do an instruction or a set of instructions more than once.





# Selection

Telling the computer to only carry out a set of instructions if a certain condition is met.



# Selection

Telling the computer to only carry out a set of instructions if a certain condition is met.



# Selection

Telling the computer to only carry out a set of instructions if a certain condition is met.

The background features a central light blue square containing two dark blue circles. This square is flanked by two light blue triangles pointing towards each other. Four dark blue circles are arranged in a horizontal line across the top of the slide, with the two in the center overlapping the central square.

# Selection

Telling the computer to only carry out a set of instructions if a certain condition is met.



# Selection

Telling the computer to only carry out a set of instructions if a certain condition is met.

A decorative background featuring a central light blue square containing two dark blue circles. This square is flanked by two light blue circles. On the far left and right are two large light blue triangles pointing towards the center. The word "Selection" is written in white, bold, sans-serif font across the middle of the image.


# Selection

Telling the computer to only carry out a set of instructions if a certain condition is met.



# Selection

Telling the computer to only carry out a set of instructions if a certain condition is met.



# Selection

Telling the computer to only carry out a set of instructions if a certain condition is met.





# Variables

A variable is data stored within a computer program. This data be changed, recalled or used. When the micro:bit counts the steps you have taken, a variable is being used.



# Variables

A variable is data stored within a computer program. This data be changed, recalled or used. When the micro:bit counts the steps you have taken, a variable is being used.



# Variables

A variable is data stored within a computer program. This data be changed, recalled or used. When the micro:bit counts the steps you have taken, a variable is being used.



# Variables

A variable is data stored within a computer program. This data be changed, recalled or used. When the micro:bit counts the steps you have taken, a variable is being used.





# Variables

A variable is data stored within a computer program. This data be changed, recalled or used. When the micro:bit counts the steps you have taken, a variable is being used.





# Variables

A variable is data stored within a computer program. This data be changed, recalled or used. When the micro:bit counts the steps you have taken, a variable is being used.



# Variables

A variable is data stored within a computer program. This data be changed, recalled or used. When the micro:bit counts the steps you have taken, a variable is being used.



# Variables

A variable is data stored within a computer program. This data can be changed, recalled or used. When the micro:bit counts the steps you have taken, a variable is being used.