

Domestic travel to NSW Visitor Profile

Year ended June 2022

Source: National Visitor Survey, Tourism Research Australia.



Icons sourced from www.easilly

TOTAL DOMESTIC VISITATION



Visitors
66.5m
-21.5% YoY



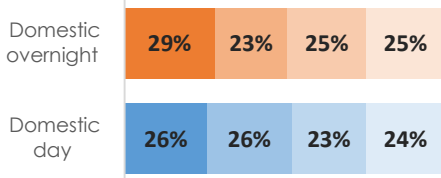
Nights
85.4m
-17.5% YoY



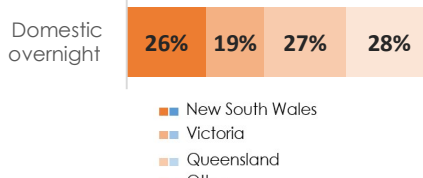
Expenditure
\$22.9bn
-10.0% YoY

Market share to Australia

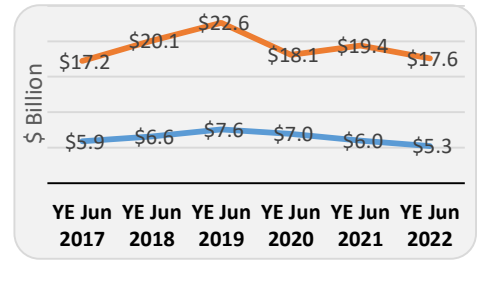
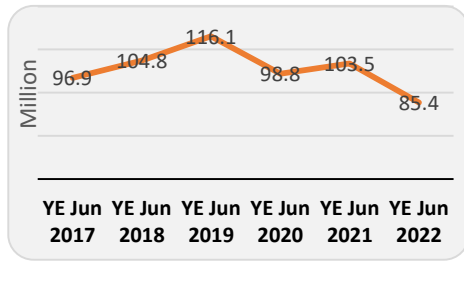
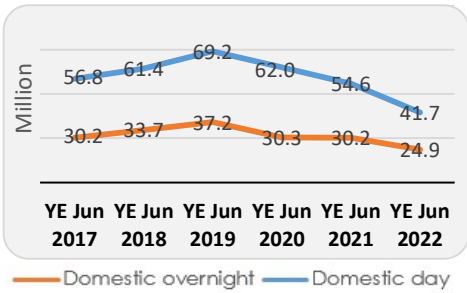
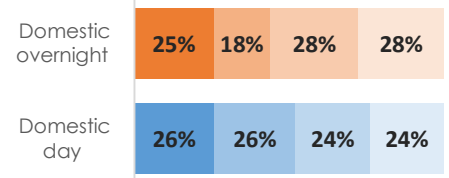
Visitors



Nights



Expenditure



Domestic overnight travel

Visitors: **24.9m** (-17.5% YoY)
 Nights: **85.4m** (-17.5% YoY)
 Expenditure: **\$17.6bn** (-9.3% YoY)



Average spend:
\$206 per night
\$707 per visitor



Average length of stay:
3.4 nights



#1 for visitors
#2 for nights
#2 for expenditure
In Australia

Destination

Sydney was the top destination in NSW

1. Sydney, 26%
2. North Coast NSW, 16%
3. South Coast, 14%
4. Hunter, 12%

Travel party



Unaccompanied
32%



Adult couple
26%



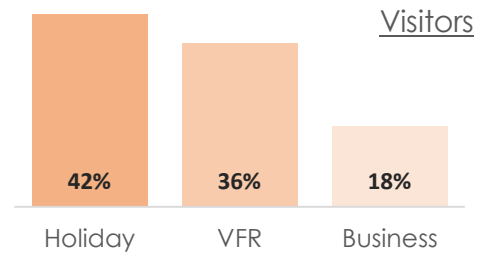
Family group
16%



Friends and/or relatives
22%

Purpose of visit

Note: Visitors may visit for more than one Purpose; VFR indicates Visiting Friends and/or Relatives.

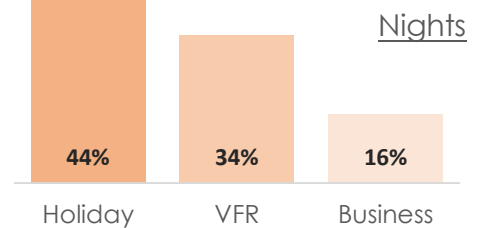
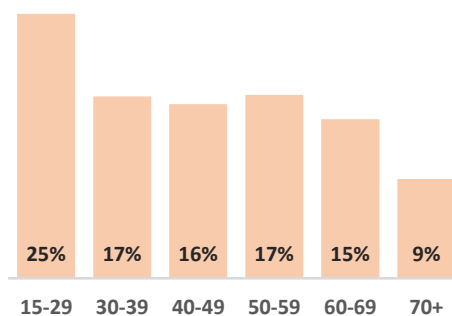


Origin

Regional NSW was the largest source market of visitors to NSW

1. Regional NSW, 40%
2. Sydney, 33%
3. Victoria, 11%

Age



Gender



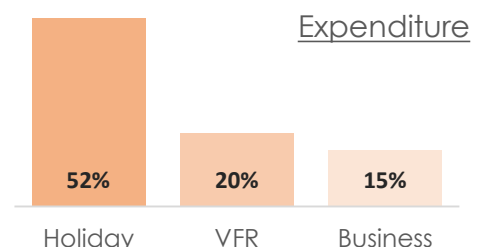
49%



51%

Transport

Private vehicle or company car, 83%
Aircraft, 12%



Domestic travel to NSW Visitor Profile

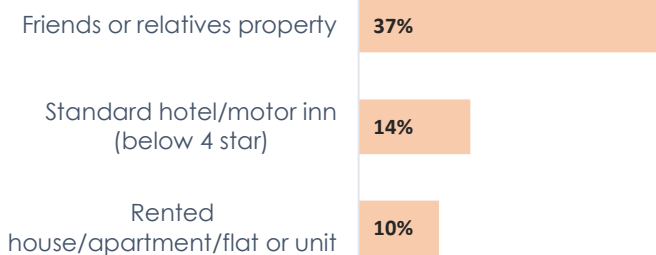
Year ended June 2022

Source: National Visitor Survey, Tourism Research Australia.

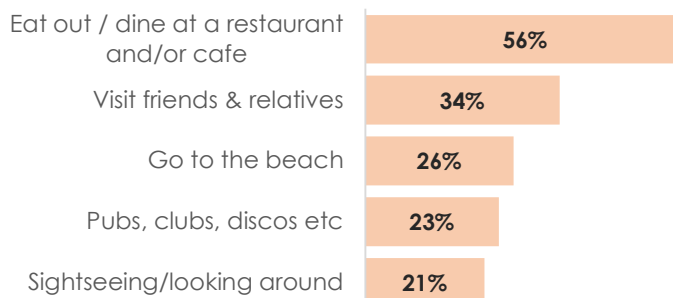


Icons sourced from www.easilly

Top 3 accommodation types (nights)



Top 5 activities



Domestic daytrip travel

Visitors: 41.7m (-23.7% YoY)
Expenditure: \$5.3bn (-12.4% YoY)



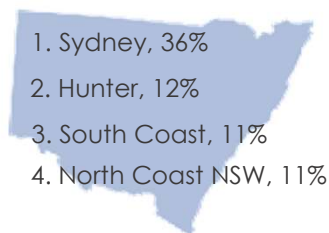
Average spend: \$126 per visitor



#2 for visitors
#2 for expenditure
In Australia

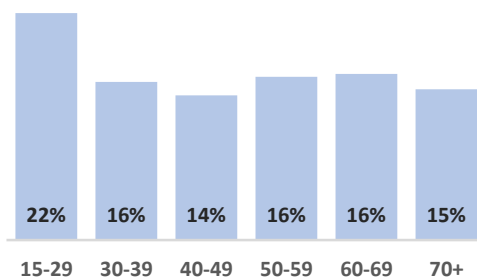
Destination

Sydney was the top destination in NSW



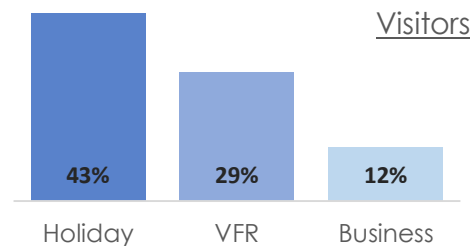
Age

'15-29 years' was the largest age group of the visitors to the region



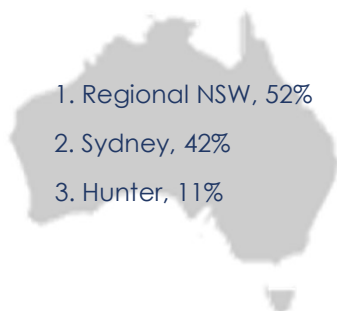
Purpose of visit

Note: Visitors may visit for more than one Purpose; VFR indicates Visiting Friends and/or Relatives.



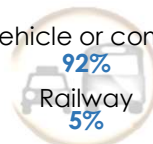
Origin

Regional NSW was the largest source market of visitors to NSW

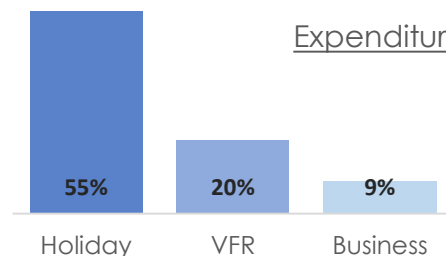


Transport

Private vehicle or company car



Expenditure



Aviation

In YE Jun 2022, NSW accounted for 40% of the domestic aviation seat capacity in Australia's top 66 competitive routes or 15.0 million seats (up 39.8% on YE Jun 2021).

Source: Bureau of Infrastructure, Transport and Regional Economics (BITRE), seats both directions.

Destination	TOTAL DOMESTIC			DOMESTIC OVERNIGHT					DOMESTIC DAYTRIP			
	Visitors (000)	Expenditure (\$million)	ALOS	Visitors (000)	Nights (million)	Expenditure (\$million)	ALOS	Spend per night (\$)	Spend per visitor (\$)	Visitors (000)	Expenditure (\$million)	Spend per visitor (\$)
Sydney	21,472	\$6,937	3.2	6,417	18.8	\$5,139	2.9	\$273	\$801	15,054	\$1,798	\$119
Regional NSW	45,623	\$15,918	3.5	19,024	66.5	\$12,462	3.5	\$187	\$655	26,599	\$3,457	\$130
North Coast NSW	8,483	\$3,703	4.4	3,911	16.5	\$3,126	4.2	\$190	\$799	4,572	\$578	\$126
South Coast	8,051	\$2,796	3.5	3,474	12.4	\$2,258	3.6	\$182	\$650	4,577	\$538	\$118
Hunter	8,025	\$2,383	3.0	3,057	8.8	\$1,754	2.9	\$199	\$574	4,968	\$629	\$127
Central NSW	4,336	\$1,602	3.7	2,048	5.7	\$1,216	2.8	\$212	\$594	2,289	\$386	\$169
Central Coast	3,903	\$1,017	2.6	1,422	4.4	\$781	3.1	\$179	\$549	2,481	\$235	\$95
Capital Country	3,300	\$855	2.6	1,200	2.9	\$605	2.4	\$209	\$504	2,100	\$250	\$119
Blue Mountains	2,781	\$619	2.2	979	2.7	\$440	2.7	\$164	\$449	1,802	\$179	\$99
New England North West	2,292	\$664	2.9	1,242	3.7	\$517	3.0	\$140	\$416	1,050	\$147	\$140
The Murray	2,109	\$678	3.2	1,008	2.6	\$471	2.6	\$179	\$467	1,101	\$207	\$188
Riverina	1,930	\$613	3.2	995	2.4	\$395	2.4	\$166	\$397	935	\$218	\$233
Snowy Mountains	1,447	\$714	4.9	863	2.9	\$643	3.3	\$223	\$745	583	\$71	\$121
Outback NSW	576	\$245	4.3	434	1.5	\$226	3.4	\$155	\$521	n/p	n/p	-
NSW Total	66,540	\$22,855	3.4	24,887	85.4	\$17,601	3.4	\$206	\$707	41,653	\$5,254	\$126

ALOS - average length of stay