




Highlights

- Domestic visitation to NSW continued to record an upward trend in YE December 2022, and with the international borders re-opening in February 2022 which extended to all international travellers in July 2022, international visitation to NSW also showed signs of recovery
- NSW remains number one in Australia for total volume of international and domestic overnight and day trip visitors, nights and expenditure.
- Sydney is number one among all Australian capital cities for total visitors (27%), nights (30%) and expenditure (28%).
- Regional NSW (RNSW) leads regional Australia in share of all visitors (32%).
- Regional NSW has the lion's share of all visitors, nights and expenditure to NSW.

\$41.9 Billion

Visitor Spend

96.1%




% change on Year ended Dec 2021

95.4 Million

Visitors to NSW

41.6%



% change on Year ended Dec 2021

157.5 Million

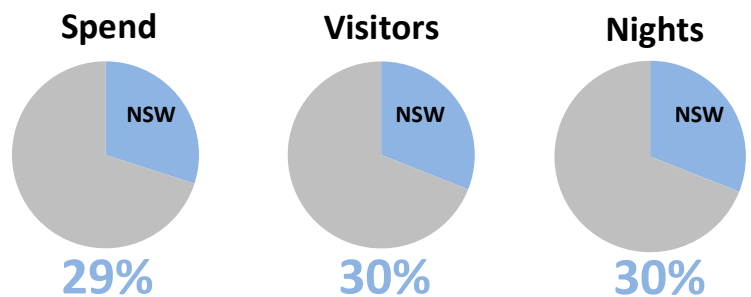
Visitor Nights

68.8%



% change on Year ended Dec 2021

Share of Australian total



Share of NSW total

