

Kings Cross Domestic Visitor Profile factsheet provides a snapshot for the year ended (YE) December 2022, as well as the visitation trends.

The figures in this profile are based on:

- Domestic overnight visitors to Kings Cross who stayed overnight in Kings Cross and elsewhere in NSW.

In the YE December 2022, there were 0.5 million domestic overnight visitors who visited Kings Cross, which represented 4% of the domestic overnight visitors to Sydney.

## DOMESTIC OVERNIGHT VISITORS

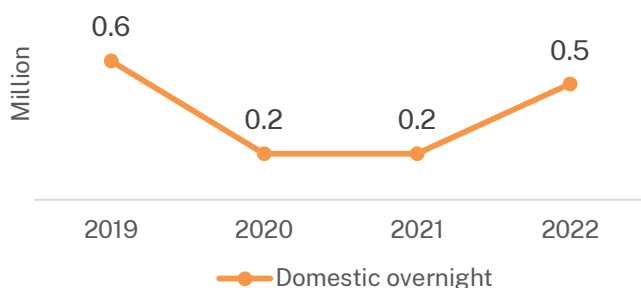


**0.5 million Visitors**  
up 109% YOY  
4.4% share of Sydney

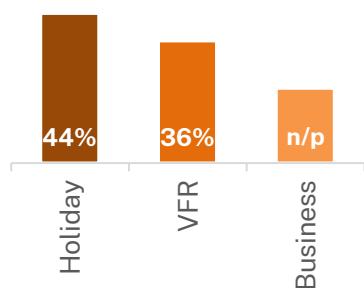


**4.6 nights Average**  
**Length of Stay in NSW,**  
down 2.6 nights on last year

Visitors YE December

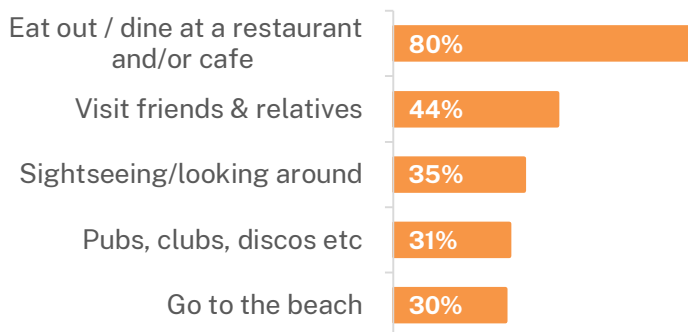


### Purpose of visit to NSW<sup>1</sup>



<sup>1</sup> Visitors may visit for more than one purpose  
VFR: Visiting Friends and Relatives

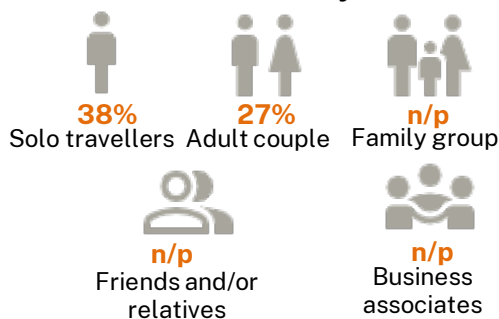
### Top 5 Activities in NSW



### Top Source Markets



### Travel Party



## Top transportation to NSW



48%

Aircraft



46%

Private vehicle  
or Company  
car



n/p

Railway

## Age

29%  
15-29  
year olds

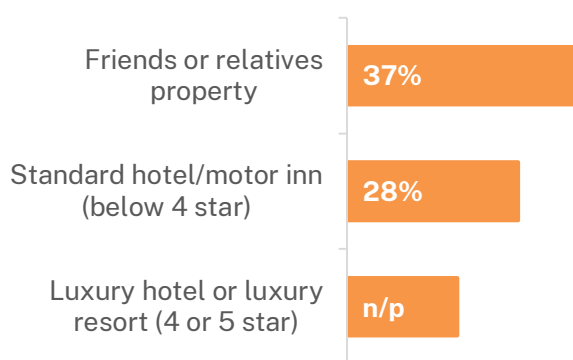
31%  
30-39  
year olds

n/p  
40-49  
year olds

n/p  
50-59  
year olds

n/p  
60+  
year olds

## Top Type of Accommodation in NSW<sup>2</sup>



<sup>2</sup> Rank is based on visitor numbers

## Seasonality



n/p in March  
Quarter



32% in June  
Quarter



n/p in Sep  
Quarter



27% in Dec  
Quarter