



**\$24.3 Billion**

Overnight Visitor Spend

**↑ 42.5%**  
% change on Year ended Sep 2021

**32.3 Million**

Overnight Visitors to NSW

**↑ 25.3%**  
% change on Year ended Sep 2021

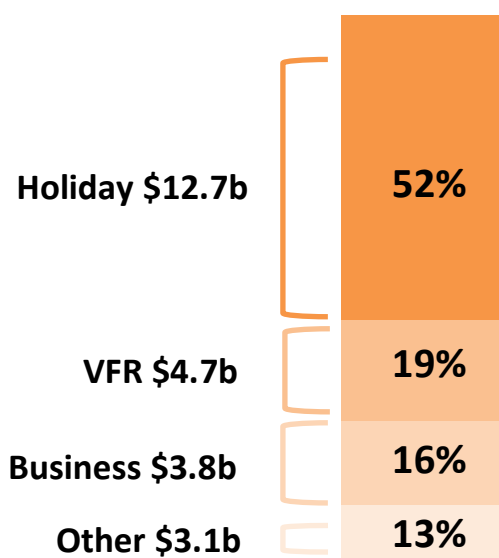
**105.5 Million**

Visitor Nights

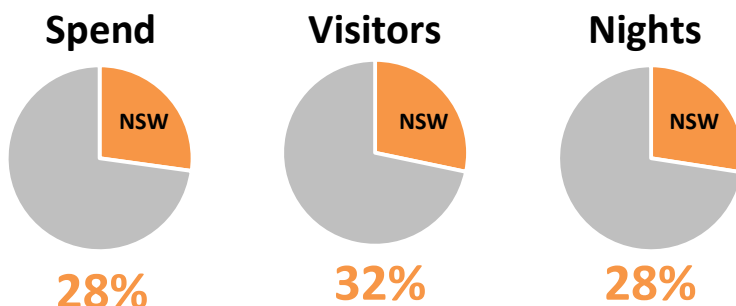
**↑ 15.2%**  
% change on Year ended Sep 2021

### Spend by Purpose of Visit

b = billion

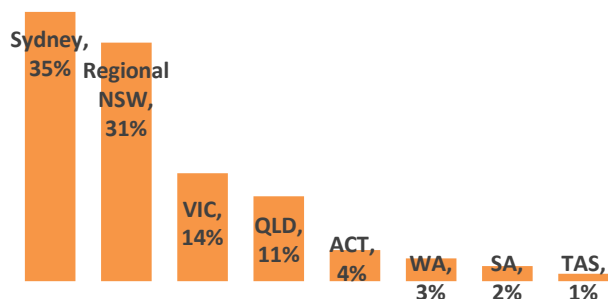


### Share of Australian total



### Top Source Markets (by expenditure)

Share of total expenditure



### Highlights

- Domestic travel to NSW continued to be impacted in the YE September 2022 as a result of the state-wide lockdown and border restrictions in place from late June until October 2021 and the surge in Omicron cases from January 2022.
- NSW recorded increases in absolute terms in domestic overnight visitors, visitor nights and expenditure in YE September 2022.
- Sydney experienced increases in domestic overnight visitors, nights and expenditure for the year mainly due to the Holiday market.
- Regional NSW also recorded an increase in all three metrics and leads regional Australia in domestic visitors and nights.