

International Travel to NSW Visitor Profile

Year ended March 2023

Source: International Visitor Survey, Tourism Research Australia, unless otherwise specified.



INTERNATIONAL VISITATION



Visitors
2.3m
up 2.0m YoY



Nights
59.9m
up 46.8m YoY



Expenditure
\$7.2bn
up \$5.9bn YoY



Average spend
\$120 per night
\$3,170 per visitor



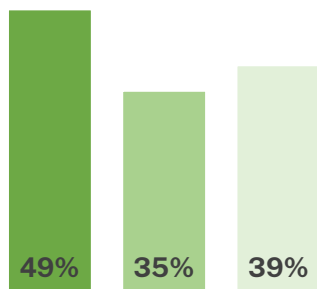
Average length of stay
26.4 nights



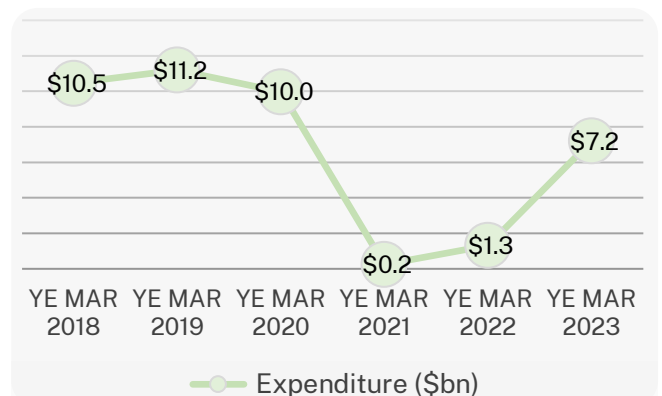
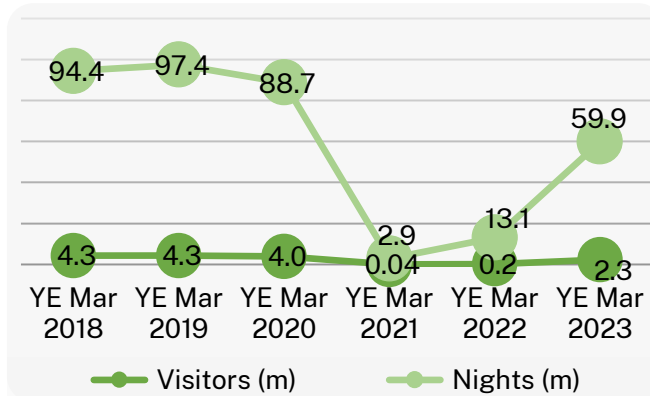
#1 for visitors
#1 for nights
#1 for expenditure
In AUSTRALIA

Market share to Australia

Visitors Nights Expenditure



Time series



Aviation

Inbound seats to NSW



6,869,021 seats
+4,435,125 seats YoY **OR 182.2%**
42% of the total inbounds seats to Australia

Inbound flights to NSW

24,735 flights
+16,181 flights YoY **OR 189.2%**
40% of the total inbounds flights to Australia

Key airlines



1. Qantas Airways, 19%
2. Air New Zealand, 9%
3. Singapore Airlines, 8%

950,572

1,223,071

637,129

1,016,475

437,141

866,486

352,332

380,432

194,828

275,949

208,827

241,531

175,911

227,096

177,877

210,480

122,090

196,304

-54,811

195,940

140,874

165,122

52,474

127,129

67,337

123,947

34,651

110,872

Inbound seats to NSW

Absolute change on previous year

New Zealand

Singapore

USA

Indonesia

Thailand

United Kingdom

Malaysia

Korea

Japan

Hong Kong

Canada

India

Taiwan

China

Top three airlines by country

New Zealand	Singapore	USA	Indonesia	Thailand	United Kingdom	Malaysia	Korea	Japan	Hong Kong	Canada	India	Taiwan	China
Air New Zealand	All Nippon Airways (Japan)	Cathay Pacific Airways (HK)	Singapore Airlines	Malaysian Airline	Qantas Airways	China Airlines	Thai Airways International	Asiana Airlines (Korea)	China Southern Airlines	Air India	United Airlines	Air Canada	Qantas Airways
Qantas Airways	Qantas Airways	Qantas Airways	Tiger Airways	Air Asia X	Garuda Indonesian Airlines	Tiger Airways	Qantas Airways	Korean Airlines	Xiamen Air	Singapore Airlines	Qantas Airways	Qantas Airways	Emirates
Jetstar (Australia)	Japan Airlines	Tiger Airways	Qantas Airways	Tiger Airways	Singapore Airlines	Singapore Airlines	Thai AirAsia X	Jetstar (Australia)	Cathay Pacific Airways (HK)	Tiger Airways	Delta Air Lines	United Airlines	British Airways

Sources: OAG YE March 2023, International flight and seat capacity based on direct non-stop services; TRA, YE March 2023, short term arrivals to NSW, key airlines to NSW international airports.