

Monthly Domestic Overnight Visitation to NSW May 2023



Source: National Visitor Survey, Tourism Research Australia.

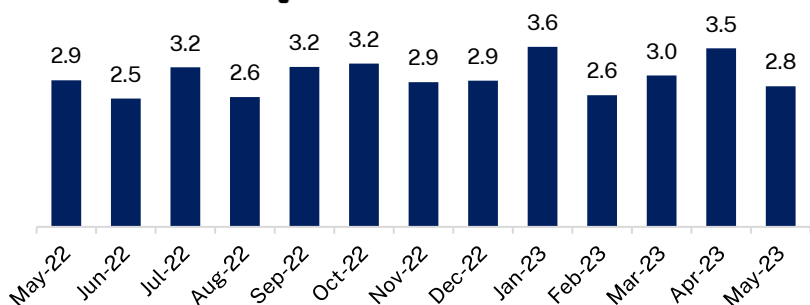
In the month of May 2023, domestic overnight travel to NSW recorded a decrease as compared to April 2023 (down 21 per cent; this was likely due to the end of Easter and school holidays). There were 2.8 million domestic overnight visitors to NSW in May 2023, down 4 per cent on May 2022, which was the second time in the last 13 months that monthly trips had a decrease year-on-year. This decrease was likely driven by international travel being back on the table, and cost of living pressures.

Visitor expenditure in NSW was \$2.3 billion, up 13 per cent and 32 per cent as compared to May 2022 and May 2019 respectively. The increase in expenditure as compared to 2019 was due to a higher average spend per night (\$286 in 2023 vs \$195 in 2019). Total spend on accommodation (up 186 million), and food and drinks (up 146 million) recorded the highest increases by expenditure category when compared to May 2019. The number of domestic overnight visitors to Sydney was up 4 per cent while regional NSW was down 7 per cent on May 2022. Interstate travel to NSW was down 12 per cent and down 18 per cent as compared to May 2022 and May 2019, respectively. Intrastate visitors to NSW was down 3 per cent and down 11 per cent on the same month in 2022 and 2019 respectively. In the year ended (YE) May 2023, NSW received 35.8 million domestic overnight visitors who stayed 114.0 million nights and spent \$29.8 billion.

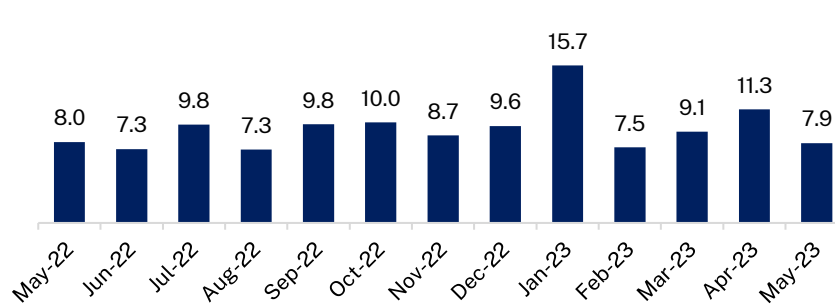
Domestic Overnight Trends in NSW



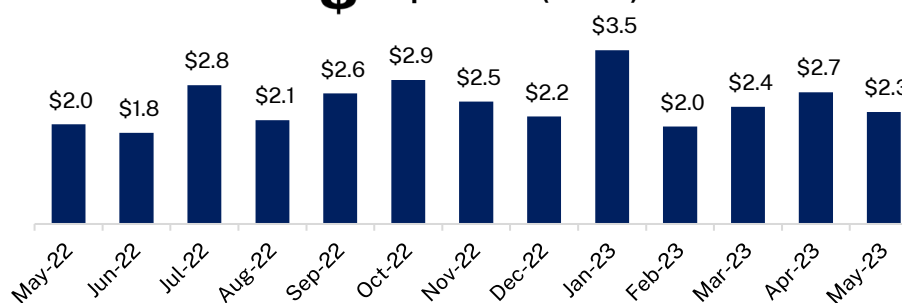
Visitors (Million)



Nights (Million)



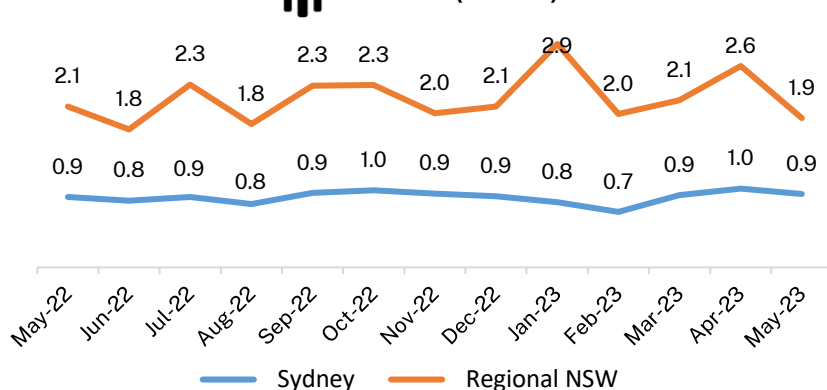
Expenditure (Billion)



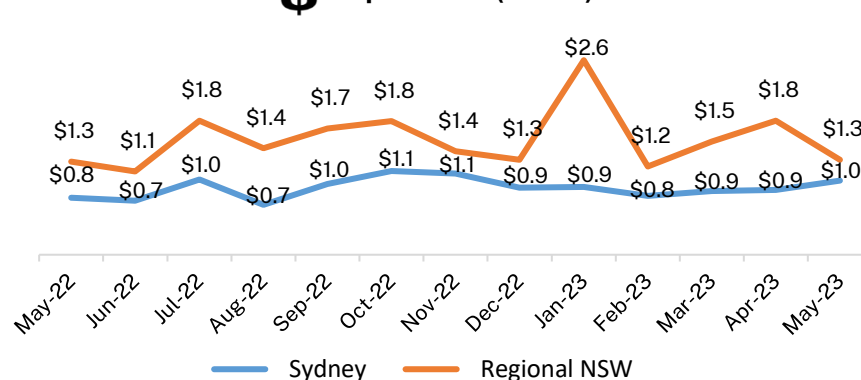
Domestic Overnight Trends in Sydney and Regional NSW



Visitors (Million)



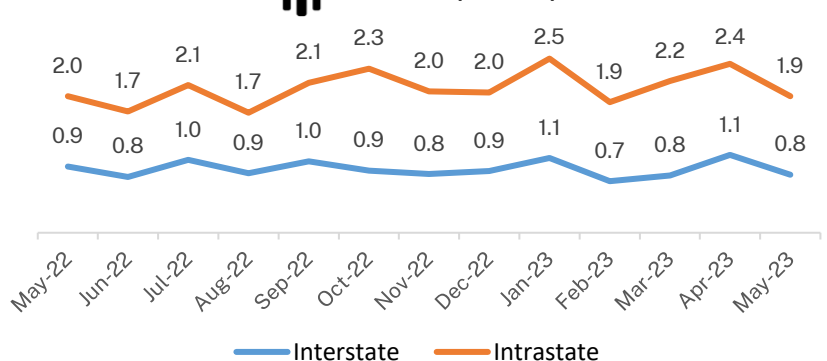
Expenditure (Billion)



Domestic Overnight Trends in NSW by Origin Market



Visitors (Million)



Expenditure (Billion)

