




Travel to NSW

Key Statistics


Year ended June 2024

\$52.9 Billion Visitor Spend


↑ 9.0%



101.6 Million Visitors to NSW



216.0 Million Visitor Nights

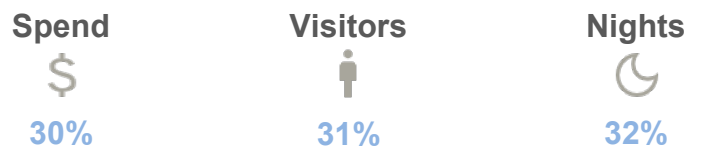


#1 Ranked State

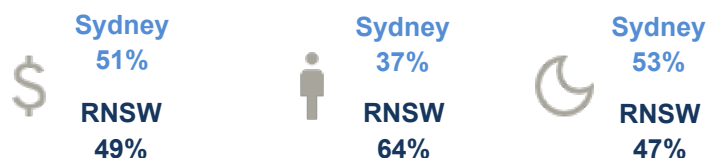
Highlights

- NSW remains number one in Australia for total volume of international and domestic overnight and day trip visitors, nights and expenditure.
- Sydney leads the other capital cities in terms of total visitors, nights and expenditure.
- Regional NSW leads regional Australia in share of total visitors and nights.
- Sydney has a greater share of expenditure and nights in NSW as compared to Regional NSW, whilst Regional NSW holds a greater share of visitors.

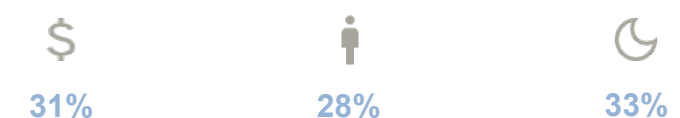
Share of Australian total



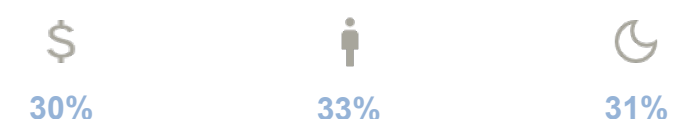
Share of NSW total



Sydney's Share of Total Australian Capital Cities



Regional NSW's Share of Total Regional Australia*



Source: National and International Visitor Surveys, TRA.

*Regional Australia includes Gold Coast