

# Monthly Domestic Overnight Visitation to NSW July 2023



Source: National Visitor Survey, Tourism Research Australia (TRA).

Domestic overnight travel to NSW continued to show improvement in the post-COVID period. In the month of July 2023, NSW received 3.2 million domestic overnight visitors, 10.5 million visitor nights and \$2.8 billion in expenditure. Compared to the same month in 2019 (pre-COVID), NSW exceeded the number of nights and expenditure and almost reached the visitors number.

When compared with July 2022, this month's growth in visitors and nights was mostly due to increased intrastate travel, while expenditure dropped due to reduced spend by interstate market.

## Domestic Overnight Trends in NSW

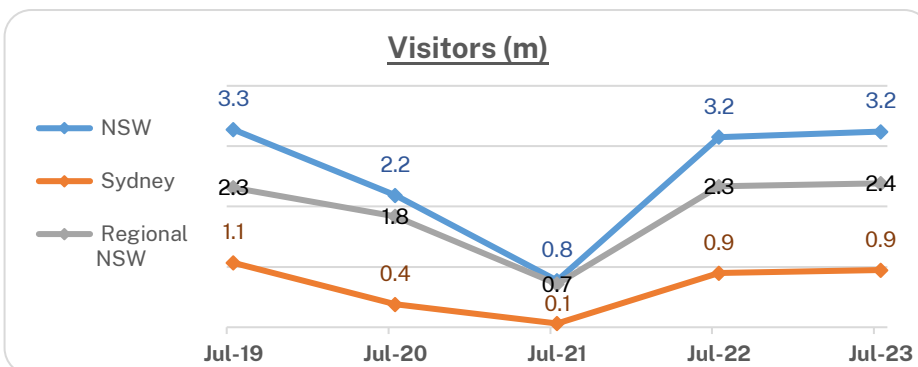
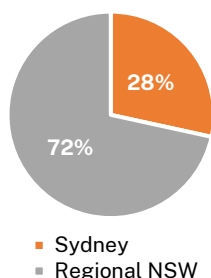


**3.2 million Visitors**

↑ 2.9% on Jul-2022

↓ -1.1% on Jul-2019

### Visitors Share

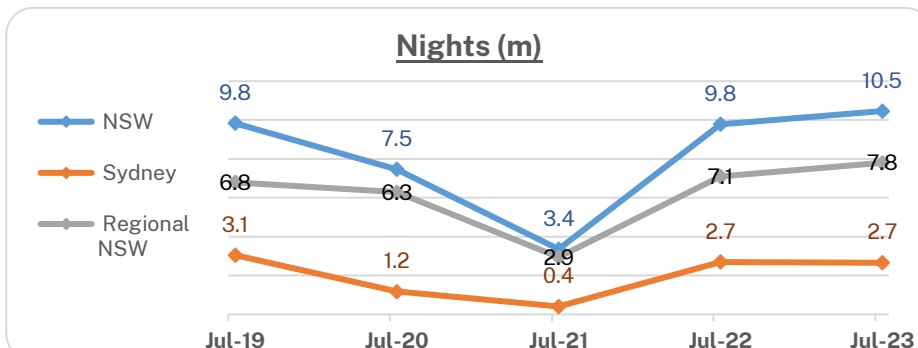
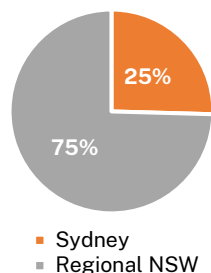


**10.5 million Nights**

↑ 6.9% on Jul-2022

↑ 6.3% on Jul-2019

### Nights Share

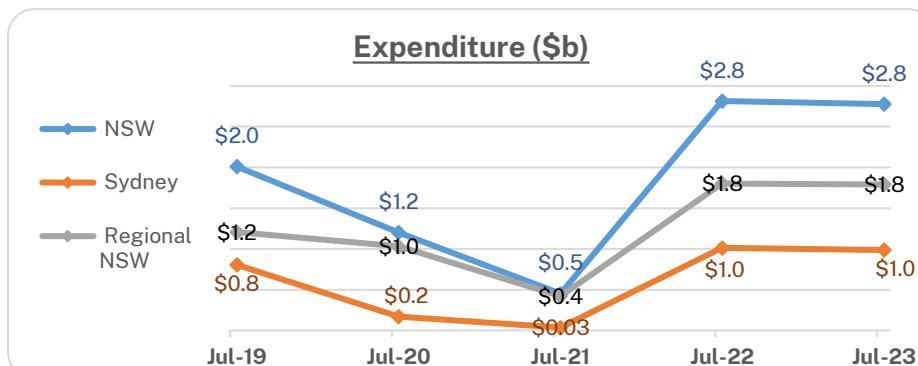
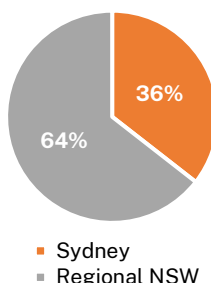


**\$2.8 billion Expenditure**

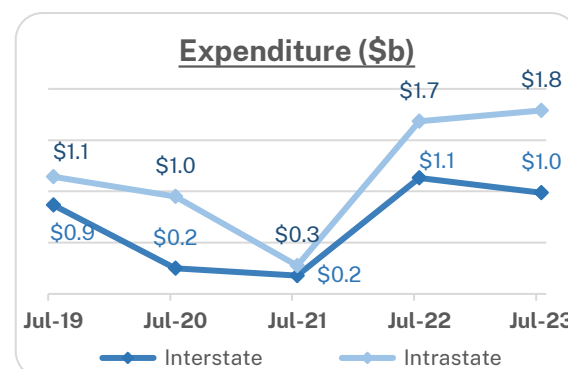
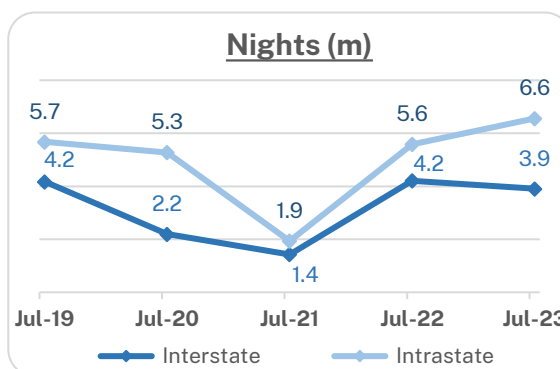
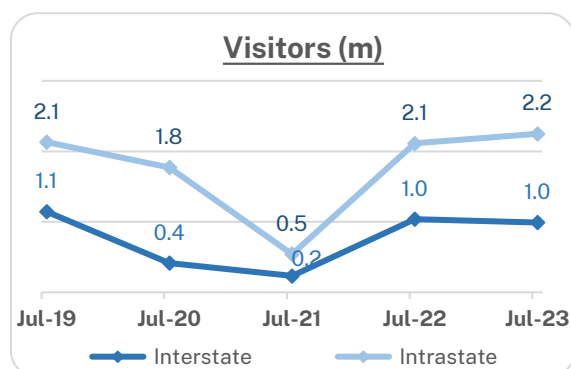
↓ -1.3% on Jul-2022

↑ 38.2% on Jul-2019

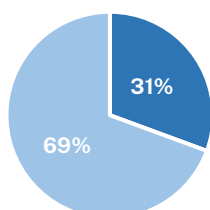
### Expenditure Share



## Domestic Overnight Trends in NSW by Origin Market

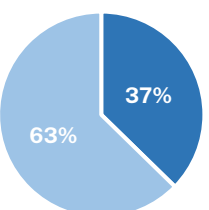


### Visitors Share



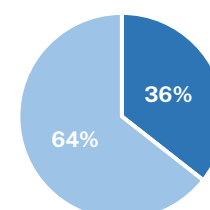
■ Interstate ■ Intrastate

### Nights Share



■ Interstate ■ Intrastate

### Expenditure Share



■ Interstate ■ Intrastate