



Travel to NSW

Key Statistics

Year ended March 2024




#1 Ranked State

\$52.9 Billion

Visitor Spend

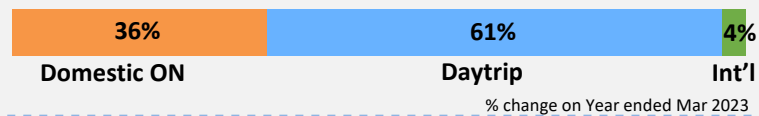
↑ 13.9%



103.9 Million

Visitors to NSW

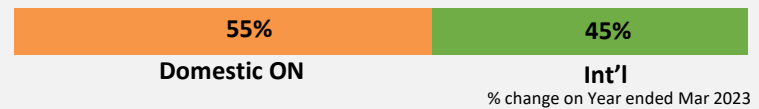
↑ 1.5%



213.0 Million

Visitor Nights

↑ 22.0%



Highlights

- NSW remains number one in Australia for total volume of international and domestic overnight and day trip visitors, nights and expenditure.
- Sydney leads the other capital cities in terms of total visitors, nights and expenditure.
- Regional NSW leads regional Australia in share of total visitors and nights.
- Regional NSW has a greater share of all visitors to NSW and an equal share of expenditure as compared to Sydney's share. Sydney holds a slightly greater share of nights in NSW.

Share of Australian total



Share of NSW total

