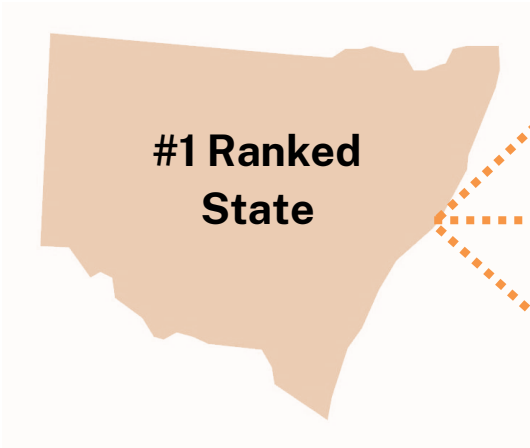


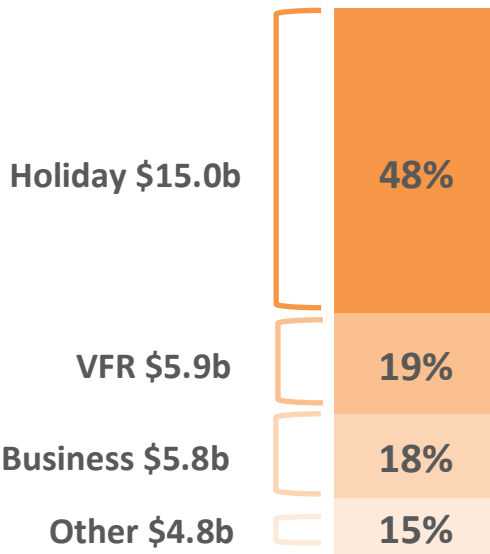

Domestic Overnight Travel to NSW

Key Statistics

Year ended December 2024



Spend by Purpose of Visit
b = billion



Share of Australian total



Highlights

- NSW recorded increases in domestic overnight visitors and expenditure from YE December 2023.
- NSW and Sydney both achieved their highest domestic overnight expenditure figures respectively, since records began in 1998.
- Sydney experienced a growth in visitors, nights and expenditure, whilst Regional NSW grew in visitors and expenditure.
- Sydney leads the capital cities on domestic overnight visitors and nights.
- Regional NSW leads other Australian regional areas on visitors and nights.

Top Source Markets (by expenditure) Share of total expenditure

