

Conference Visitors to NSW

Year Ending March 2024






Source: National Visitor Survey & International Visitor Survey, Tourism Research Australia



Conference visitors to NSW are visitors who come to NSW for certain travel purposes of attending a convention, conference, seminar, trade fair or exhibition and those accompanying them.






Note: all data shown is the Year Ending March data unless stated otherwise.

Total Overnight Conference Visitors to NSW (Domestic Overnight and International)

	 Visitors	 Nights	 Expenditure	 Average length of stay:	 Average Spend
CONFERENCE VISITORS	398,100	1,181,500	\$678.9m	3.0 nights	\$575 per night

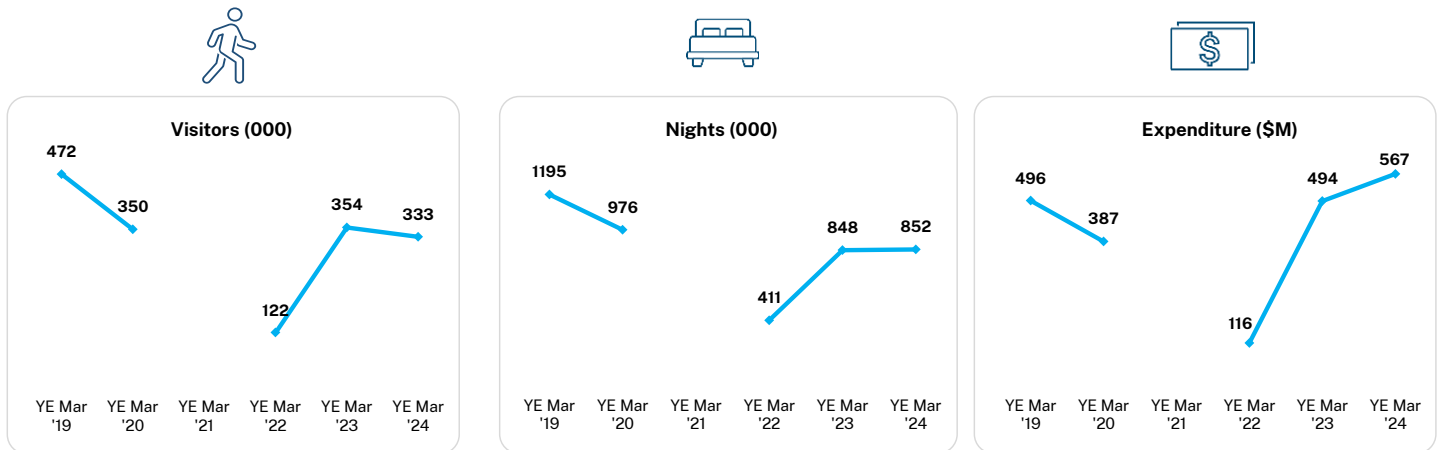
*Comparison with previous year data is unavailable

Total Overnight Leisure Visitors to NSW (Domestic Overnight and International)

	 Visitors	 Nights	 Expenditure	 Average length of stay:	 Average Spend
LEISURE VISITORS	31.4m ↑ +7.5% YoY	146.0m ↑ +19.4% YoY	\$26.4b ↑ +12.6% YoY	4.7 nights ↑ 0.5 nights	\$181 per night ↓ -5.7% YoY

Note: leisure visitors are visitors whose purpose of visit is either Holiday or Visiting friend and relatives.

Domestic Overnight Conference Visitors to NSW - Time series



Note: international data not available, blank indicates not publishable data points.

Conference Visitors to NSW Market Breakdowns

	 Visitors	 Nights	 Expenditure	 Average length of stay:	 Average Spend
DOMESTIC OVERNIGHT	333,500 ↓ -5.9% YoY	852,500 ↑ +0.6% YoY	\$567.1m ↑ +14.7% YoY	2.6 nights ↑ 0.2 nights	\$665 per night
INTERNATIONAL*	64,700 37%	329,100	\$111.8m	5.1 nights	\$340 per night

of international conference visitors were making their **first visit** to Australia

Note: international y-o-y % comparisons are not publishable

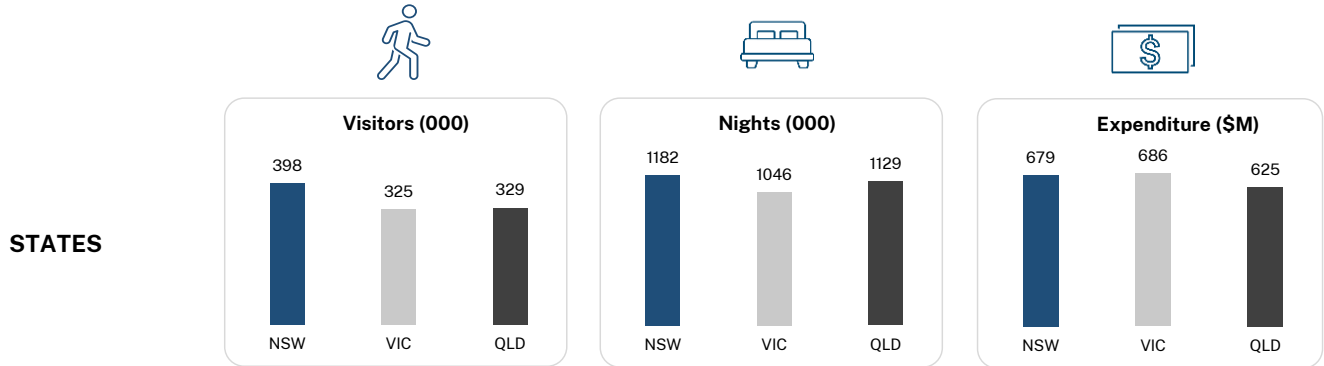
Conference Visitors to NSW

Year Ending March 2024

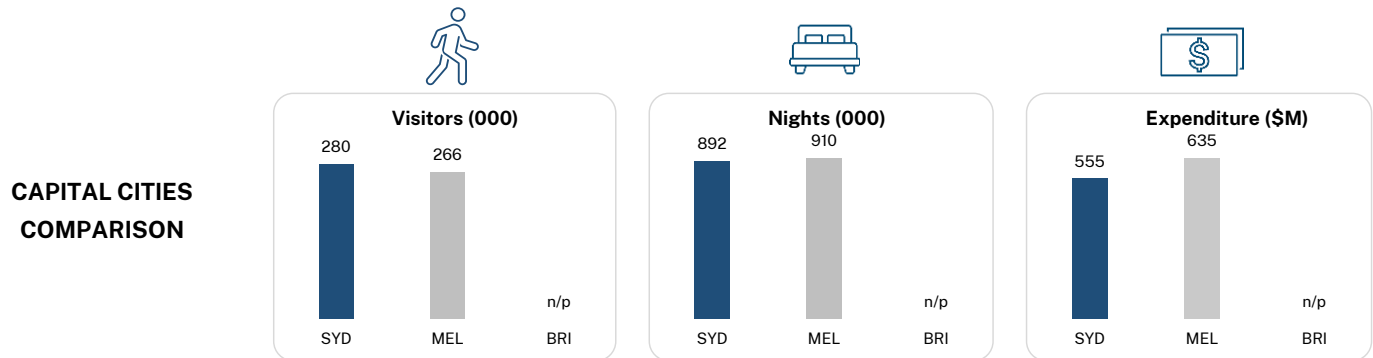
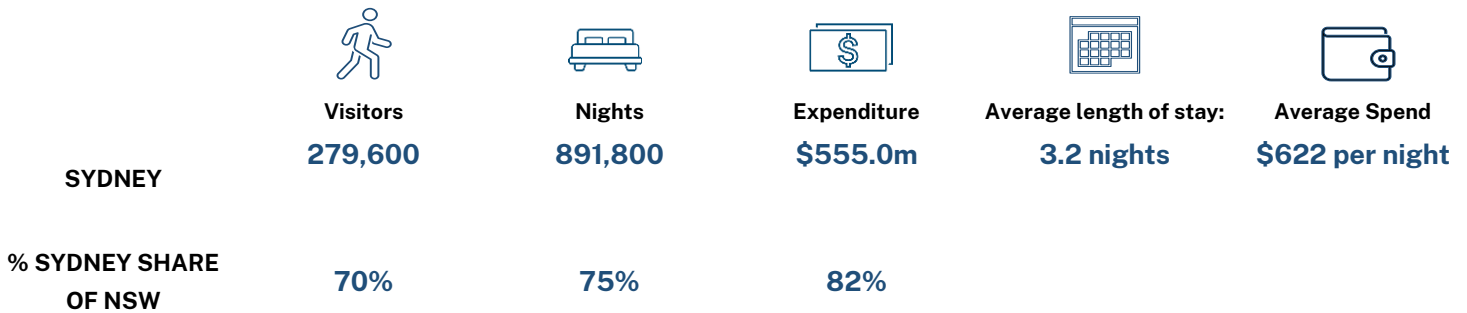
Source: National Visitor Survey & International Visitor Survey, Tourism Research Australia



Total Overnight Conference Visitors Comparisons (Total Domestic and International)



Total Overnight Conference Visitors to Sydney (Domestic Overnight and International)



Domestic Overnight Conference Visitors to Regional NSW (4 YEAR AVERAGE - YE Mar 2019, 22, 23, 24)

