

Monthly Domestic Overnight Visitation to NSW

April 2023

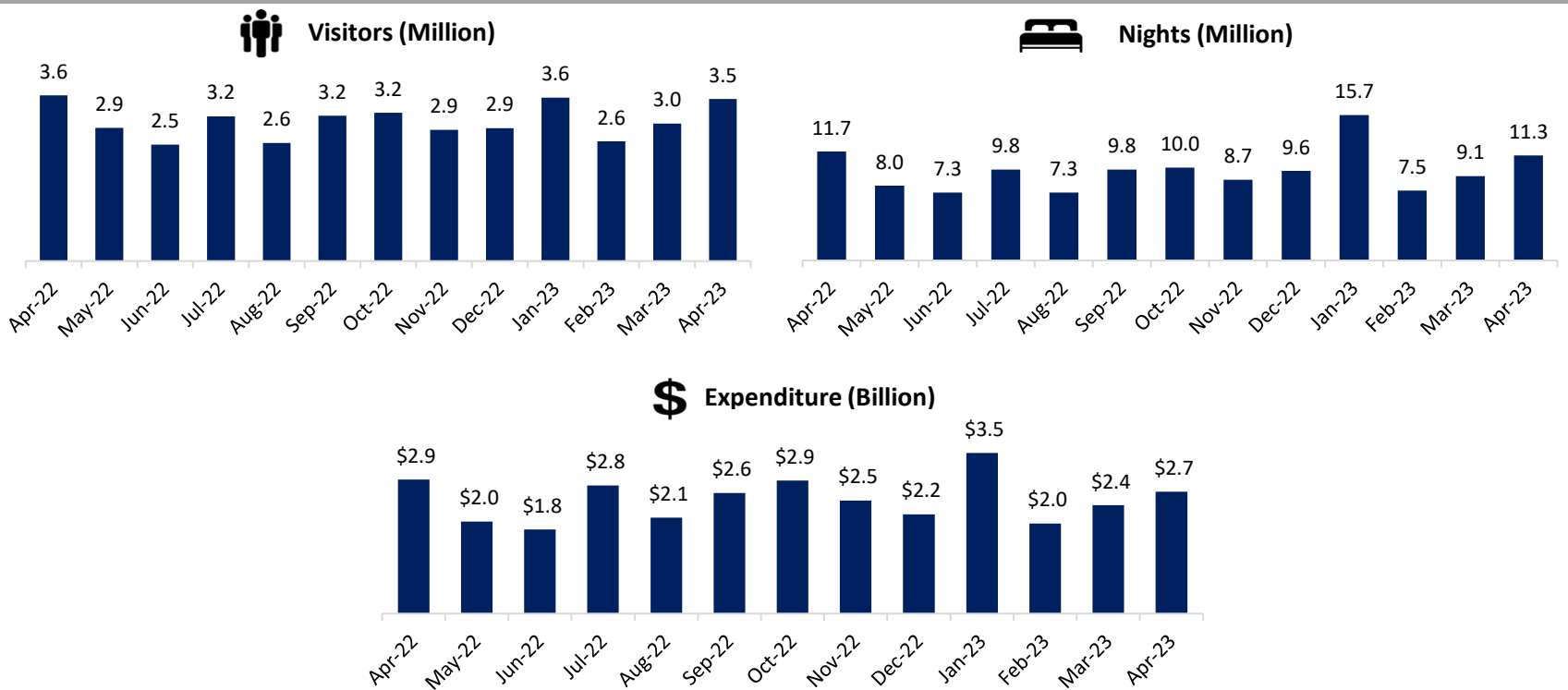


Source: National Visitor Survey, Tourism Research Australia.

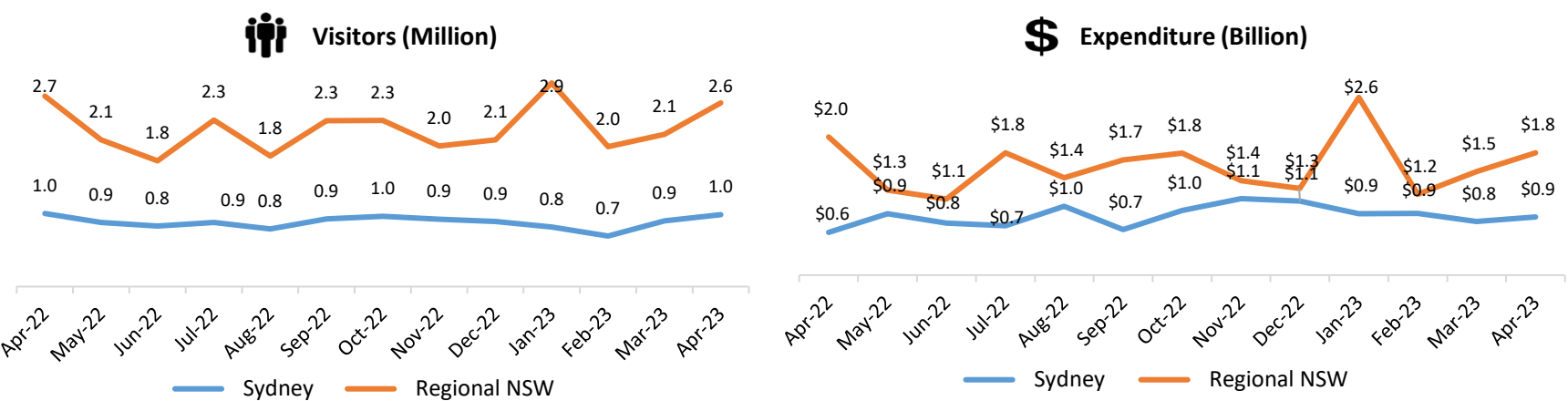
In the month of April 2023, domestic overnight travel to NSW recorded an increase as compared to March 2023 (up 18 per cent). There were 3.5 million domestic overnight visitors to NSW in April 2023, down 2 per cent on April 2022, which was the first time in the last 12 months that monthly trips had a decrease year-on-year. This decrease was likely driven by international travel being back on the table, and cost of living pressures.

Visitor expenditure in NSW was \$2.7 billion, up 17 per cent as compared to April 2019. The increase in expenditure as compared to 2019 was due to a higher average spend per night (\$237 in 2023 vs \$189 in 2019). Total spend on accommodation, petrol, food and drinks recorded the highest increases by expenditure category when compared to April 2019. The number of domestic overnight visitors to Greater Sydney was down 2 per cent and regional NSW was down 4 per cent on April 2022. Interstate travel to NSW was down 4 per cent and down 9 per cent as compared to April 2022 and April 2019, respectively. Intrastate visitors to NSW was down 1 per cent and down 8 per cent on the same month in 2022 and 2019 respectively. In the year ended (YE) April 2023, NSW received 36.0 million domestic overnight visitors who stayed 114.1 million nights and spent \$29.6 billion.

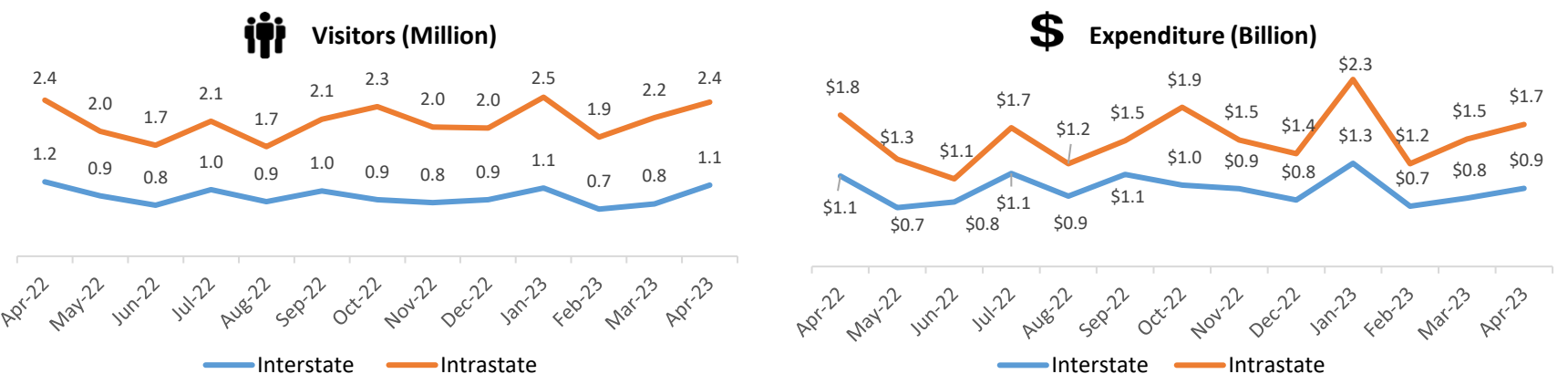
Domestic Overnight Trends in NSW



Domestic Overnight Trends in Sydney and Regional NSW



Domestic Overnight Trends in NSW by Origin Market



Note: Sum of individual months may not add up to the period total due to rounding.