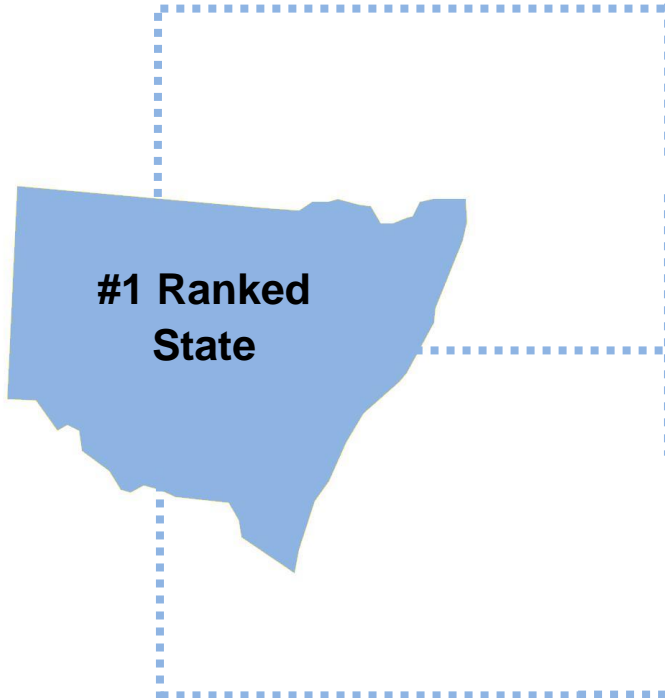




Travel to NSW

Key Statistics


Year ended September 2024



#1 Ranked State


\$52.9 Billion
Visitor Spend

↑ **5.8%**



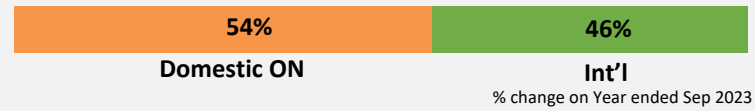
100.5 Million
Visitors to NSW

↓ **-4.8%**



214.0 Million
Visitor Nights

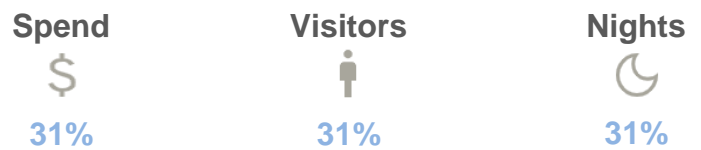
↑ **9.3%**



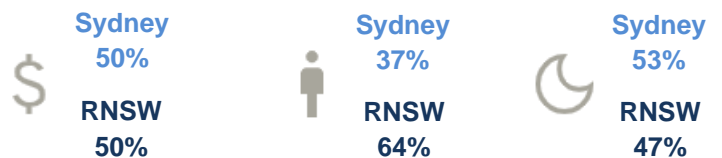
Highlights

- NSW remains number one in Australia for total volume of international and domestic overnight and day trip visitors, nights and expenditure.
- Sydney leads the other capital cities in terms of total visitors, nights and expenditure.
- Regional NSW leads regional Australia in share of total visitors and nights.
- Regional NSW holds a greater share of visitors, a smaller share of nights and a similar share of expenditure in NSW as compared to Sydney.

Share of Australian total



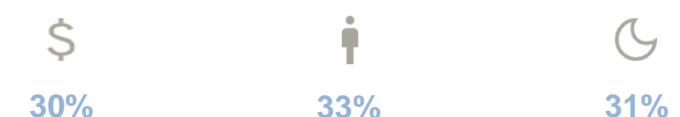
Share of NSW total



Sydney's Share of Total Australian Capital Cities



Regional NSW's Share of Total Regional Australia*



Source: National and International Visitor Surveys, TRA.

*Regional Australia includes Gold Coast