

Monthly Domestic Overnight Visitation to NSW August 2023



Source: National Visitor Survey, Tourism Research Australia (TRA).

Domestic overnight travel to NSW continued to show improvement in the post-COVID period. In the month of August 2023, NSW received 2.8 million domestic overnight visitors, 9.3 million visitor nights and \$2.5 billion in expenditure. Compared to the same month in 2019 (pre-COVID), NSW exceeded the number of nights and expenditure, while visitors number was only 6.6 percent short.

When compared with August 2022, this month's growth in visitors was mainly driven by travel to Regional NSW, nights growth was driven by Interstate market and expenditure by travel to Sydney.

Domestic Overnight Trends in NSW

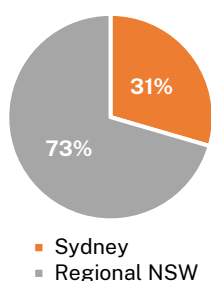


2.8 million Visitors

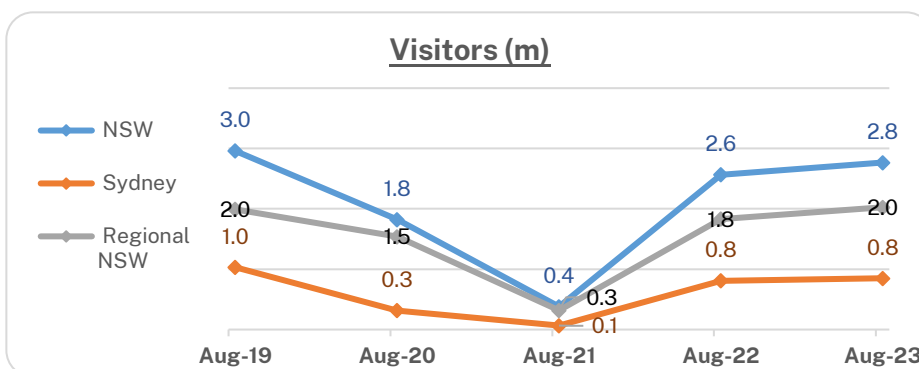
↑ 7.8% on Aug-2022

↓ -6.6% on Aug-2019

Visitors Share*



*Visitors may visit both Sydney and Regional NSW

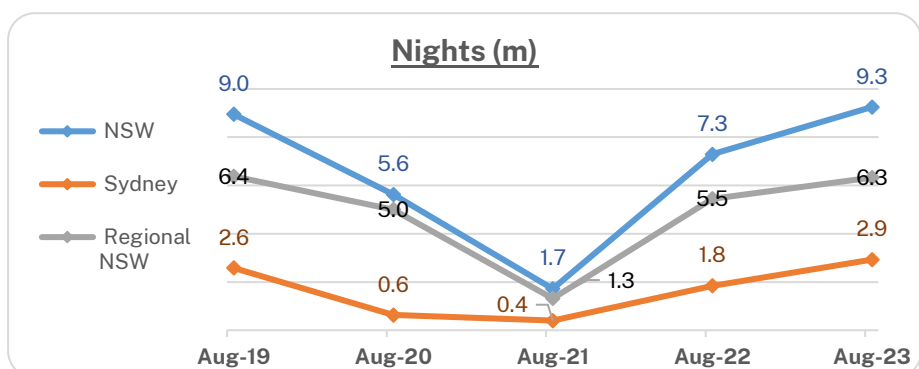
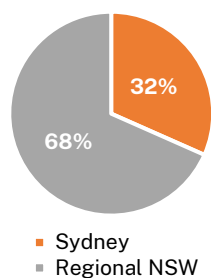


9.3 million Nights

↑ 26.9% on Aug-2022

↑ 3.3% on Aug-2019

Nights Share

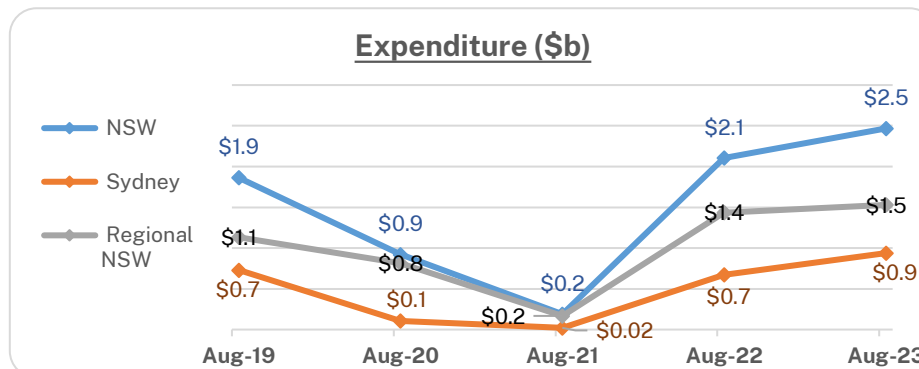
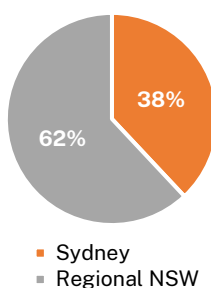


\$2.5 billion Expenditure

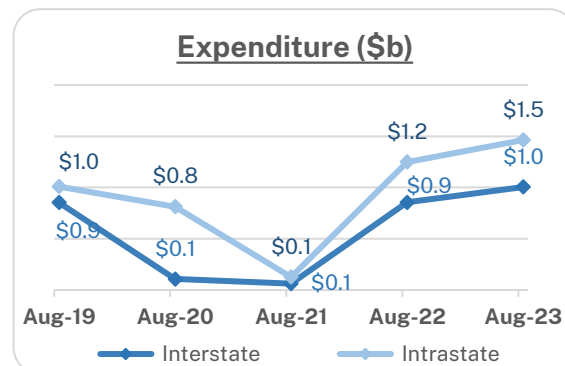
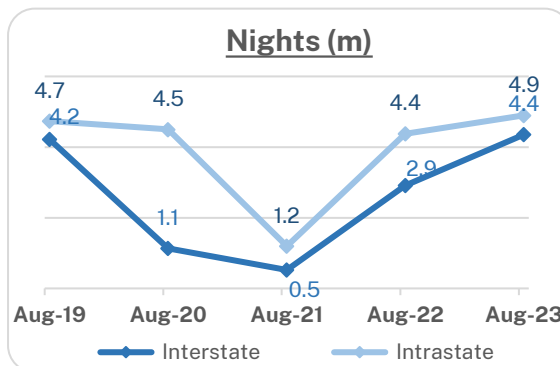
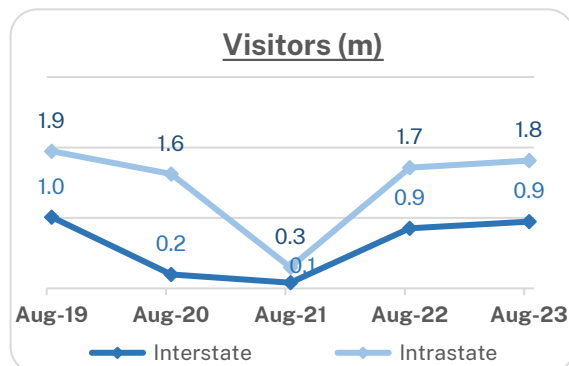
↑ 17.3% on Aug-2022

↑ 32.5% on Aug-2019

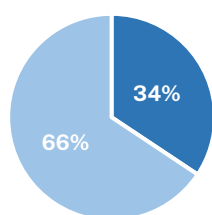
Expenditure Share



Domestic Overnight Trends in NSW by Origin Market

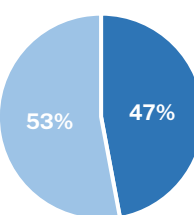


Visitors Share



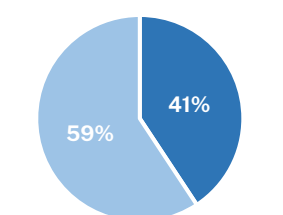
■ Interstate ■ Intrastate

Nights Share



■ Interstate ■ Intrastate

Expenditure Share



■ Interstate ■ Intrastate