

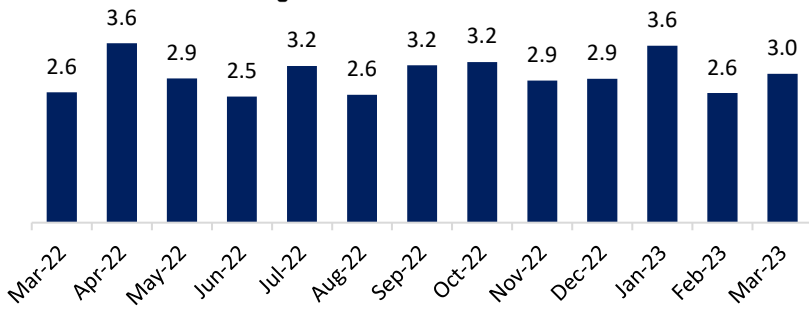
Source: National Visitor Survey, Tourism Research Australia.

In the month of March 2023, domestic overnight travel to NSW recorded an increase as compared to February 2023 (up 15 per cent). There were 3.0 million domestic overnight visitors to NSW in March 2023, up 14 per cent on March 2022, which was a time impacted by the Covid-19 Omicron variant and widespread flooding in coastal areas. Compared to the same month in 2019 (pre-pandemic), domestic overnight visitation was down 3 per cent respectively.

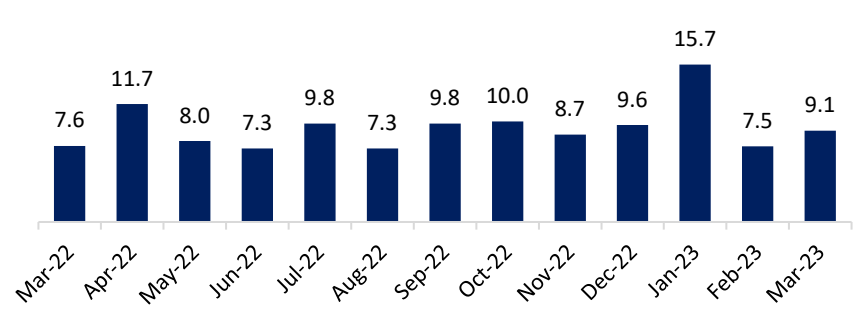
Visitor expenditure in NSW was \$2.4 billion, up 19 per cent and 32 per cent on the same month in 2022 and 2019, respectively. Total spend on accommodation, petrol, food and drinks recorded the highest increases by expenditure category when compared to March 2019. The number of domestic overnight visitors to Greater Sydney was up 10 per cent and regional NSW was up 15 per cent on March 2022. Interstate travel to NSW is up 4 per cent on March 2022 but down 20 per cent compared to March 2019. Intrastate visitors to NSW recorded an increase on the same month in 2022 and 2019 (up 22 and 50 per cent, respectively). In the year ended (YE) March 2023, NSW received 36.0 million domestic overnight visitors who stayed 114.5 million nights and spent \$29.8 billion.

### Domestic Overnight Trends in NSW

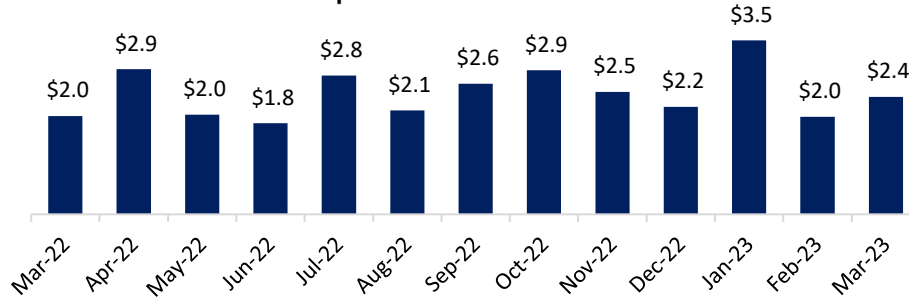
Visitors (Million)



Nights (Million)

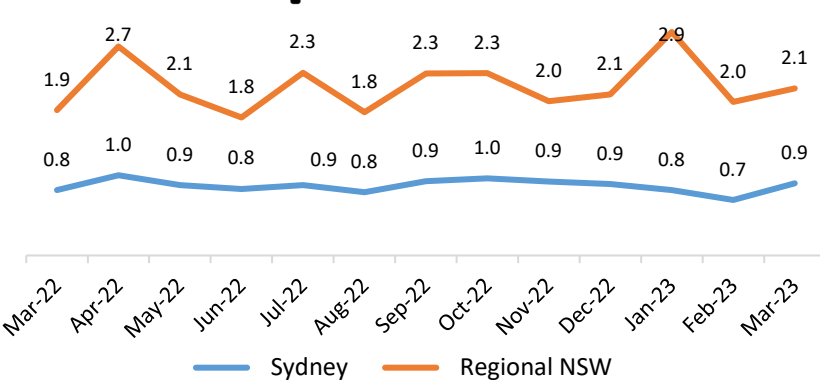


Expenditure (Billion)

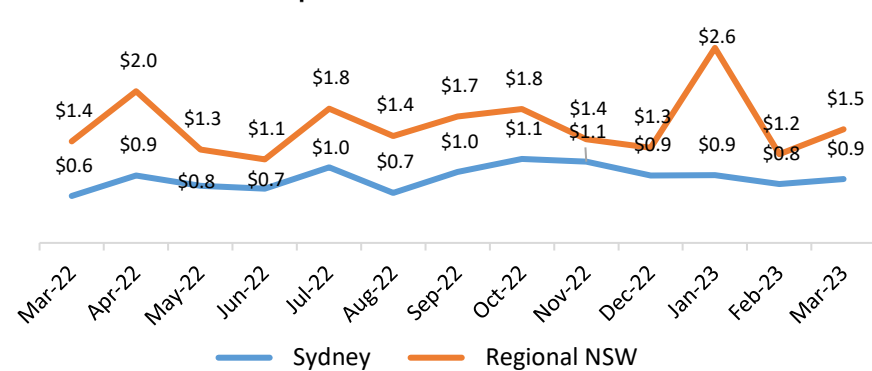


### Domestic Overnight Trends in Sydney and Regional NSW

Visitors (Million)

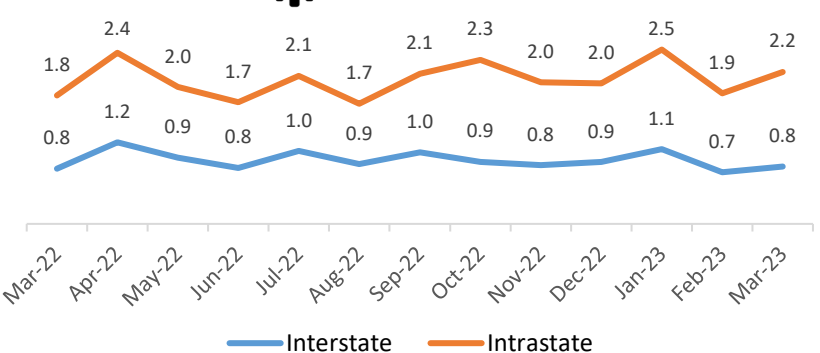


Expenditure (Billion)



### Domestic Overnight Trends in NSW by Origin Market

Visitors (Million)



Expenditure (Billion)

