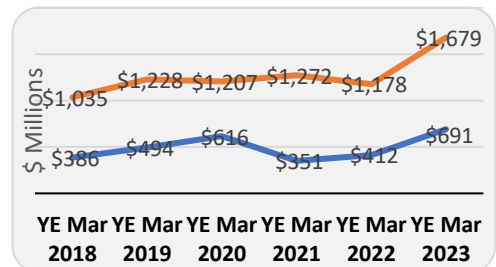
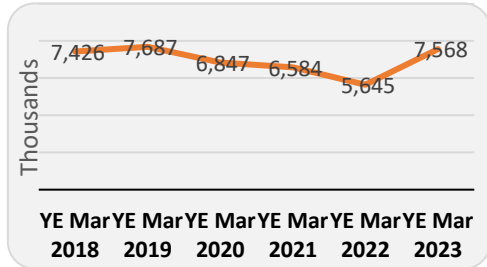
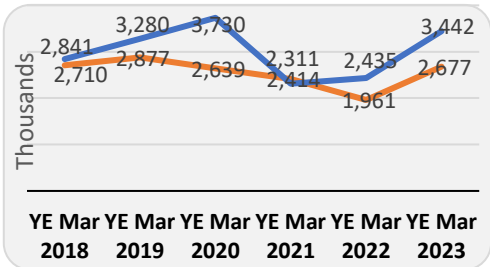
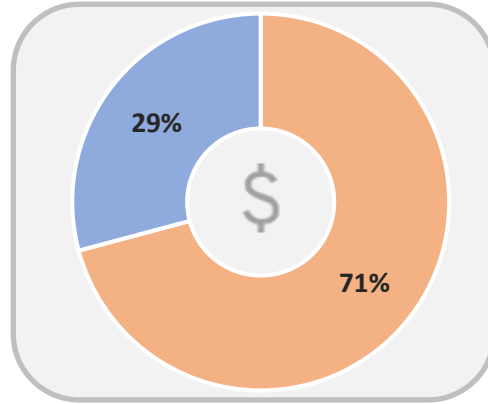
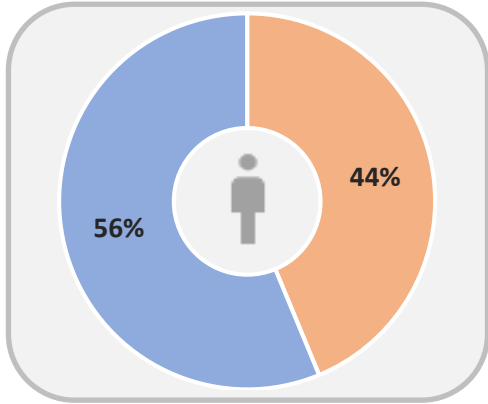


Note: This report does not include international visitation statistics as YE March 2023 International Visitor Survey data are not available.

TOTAL DOMESTIC



Domestic Overnight (Orange) Domestic Daytrip (Blue)



Domestic overnight travel

Visitors: 2.7m (+36.5% YoY)
Nights: 7.6m (+34.1% YoY)
Expenditure: \$1.7bn (+42.6% YoY)

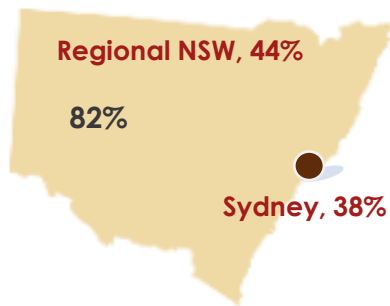
Average spend
\$222 per night
\$627 per visitor

Average length of stay:
2.8 nights

#4 for visitors
#4 for nights
#4 for expenditure
In Regional NSW

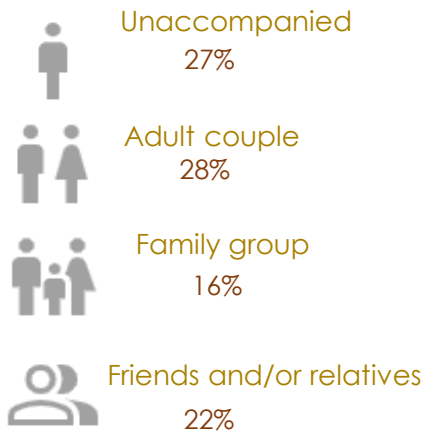
Origin

82% of the visitors came from within New South Wales

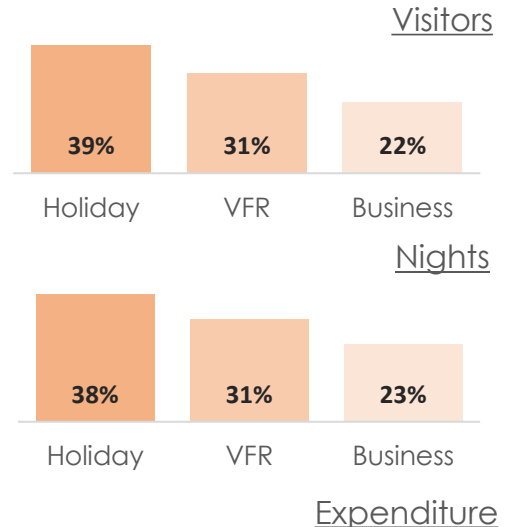


Travel party

28% of the visitors were adult couple



Purpose of visit



Transport

Private vehicle or company car, 91%
Aircraft, n/p

Gender



*Visitors may visit for more than one Purpose; VFR indicates Visiting Friends and/or Relatives.

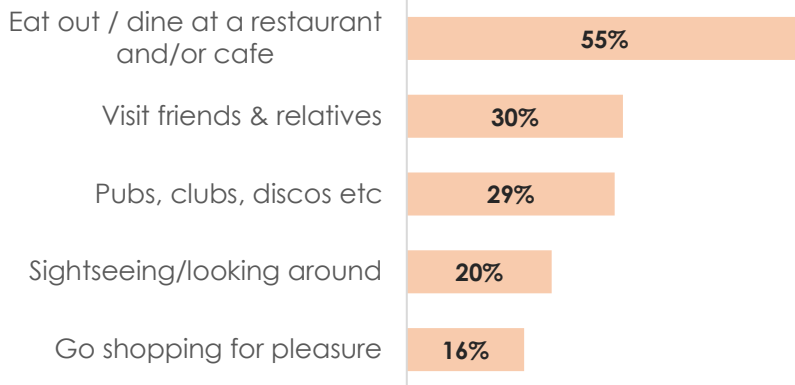
Central NSW Visitor Profile

Year ended March 2023

Source: National Visitor Survey, Tourism Research Australia.

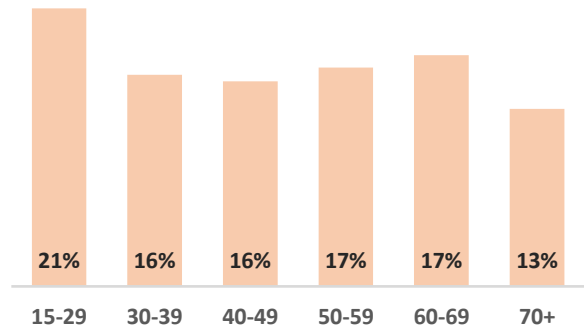


Top 5 activities

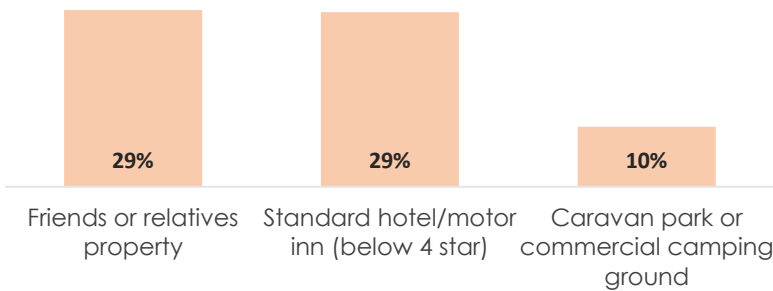


Age


'15-29 years' was the largest age group of the visitors to the region



Top 3 accommodation types (nights)



Travel season*



*by month returned from the trip

Domestic daytrip travel

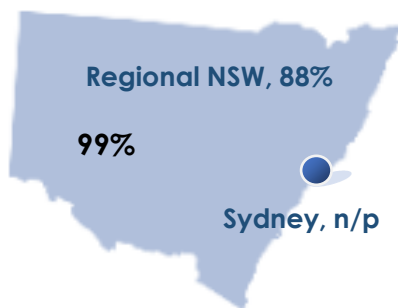
Visitors: 3.4m (+41.3% YoY)
Expenditure: \$691.0m (+67.5% YoY)

\$ Average spend \$201 per visitor

#5 for visitors
#4 for expenditure
In Regional NSW

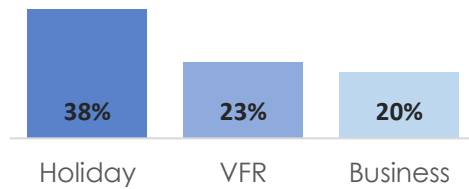
Origin

99% of the visitors to the region came from New South Wales

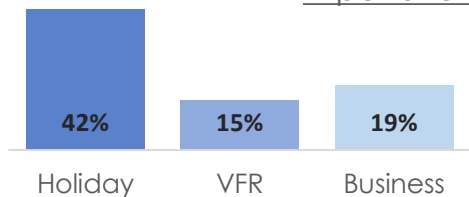


Purpose of visit

Visitors



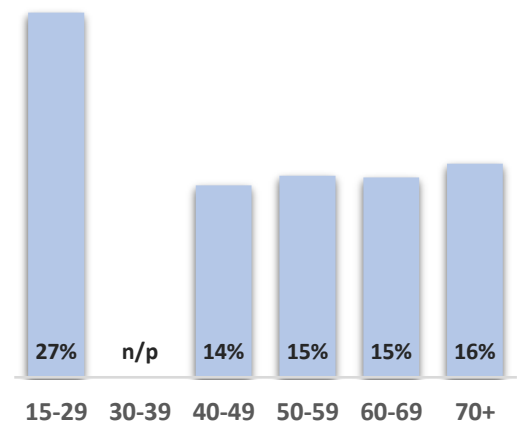
Expenditure




*Visitors may visit for more than one Purpose; VFR indicates Visiting Friends and/or Relatives.

Age

'15-29 years' was the largest age group of the visitors to the region



Travel season*



*by month returned from the trip

Transport

Private vehicle or company car
98%
Bus/Coach
n/p

Gender

