

Monthly Domestic Overnight Visitation to NSW October 2023

OFFICIAL



Source: National Visitor Survey, Tourism Research Australia (TRA).

In the month of October 2023, NSW received 3.5 million domestic overnight visitors, 10.8 million visitor nights and \$3.1 billion in expenditure, which were all higher than the pre-COVID levels in October 2019.

When comparing with October 2022, October 2023 recorded more visitors and expenditure driven by the Interstate market, and nights by the Intrastate market.

Domestic Overnight Trends in NSW

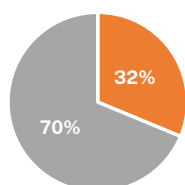


3.5 million Visitors

↑ 7.1% on Oct-2022

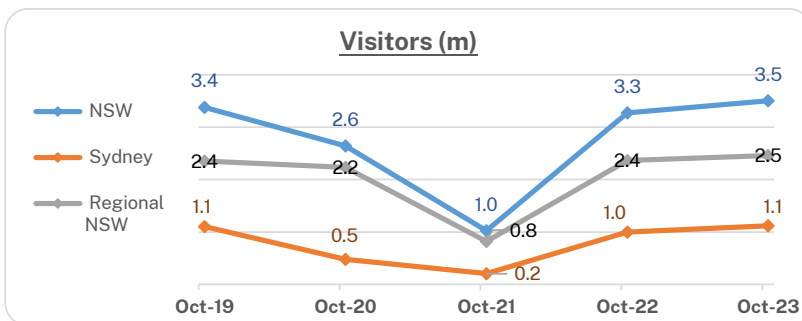
↑ 3.8% on Oct-2019

Visitors Share*



■ Sydney ■ Regional NSW

*Visitors may visit both Sydney and Regional NSW

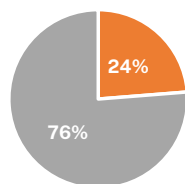


10.8 million Nights

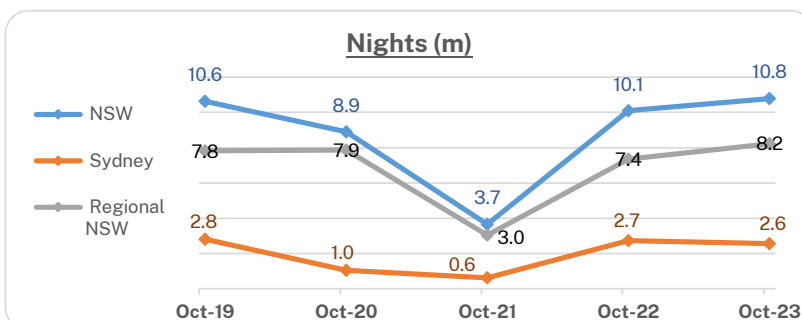
↑ 6.8% on Oct-2022

↑ 1.4% on Oct-2019

Nights Share



■ Sydney ■ Regional NSW

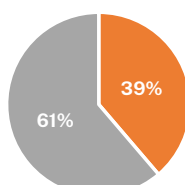


\$3.1 billion Expenditure

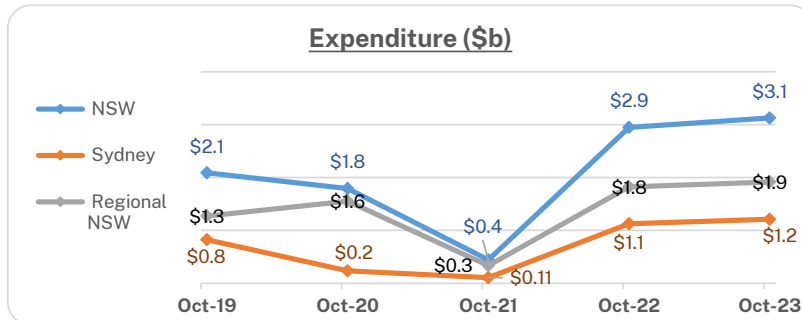
↑ 6.1% on Oct-2022

↑ 49.5% on Oct-2019

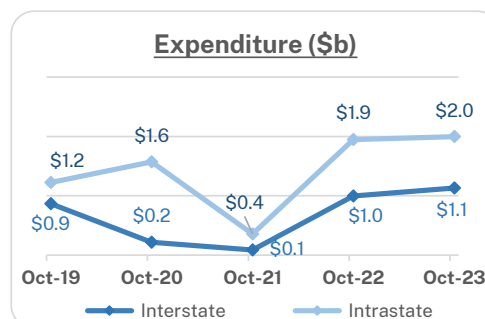
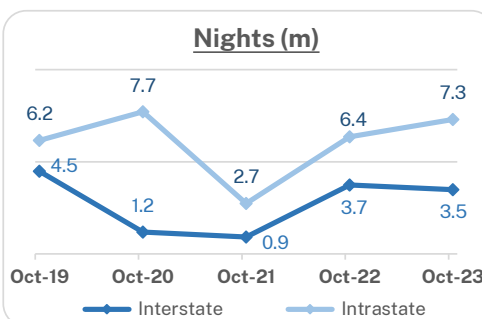
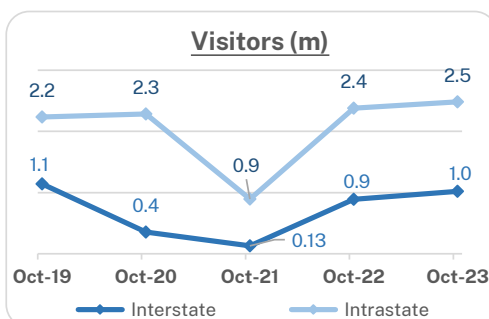
Expenditure Share



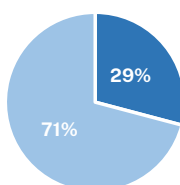
■ Sydney ■ Regional NSW



Domestic Overnight Trends in NSW by Origin Market

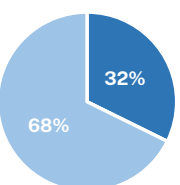


Visitors Share



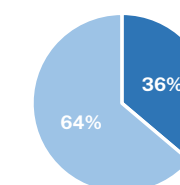
■ Interstate ■ Intrastate

Nights Share



■ Interstate ■ Intrastate

Expenditure Share



■ Interstate ■ Intrastate