

Monthly Domestic Overnight Visitation to NSW September 2023



Source: National Visitor Survey, Tourism Research Australia (TRA).

Despite declines in the visitation this month, the overall domestic overnight travel to NSW continued to show gradual improvement in the post-COVID period. In the month of September 2023, NSW received 2.8 million domestic overnight visitors, 8.3 million visitor nights and \$2.0 billion in expenditure. Intrastate market exceeded its 2019 levels when it comes to visitors expenditure, while Regional NSW almost hit its pre-COVID expenditure level.

When compared with September 2022, this month's declines in visitors and spend were mainly driven by lesser travel to Regional NSW, while nights were dragged down by Interstate market.

Domestic Overnight Trends in NSW

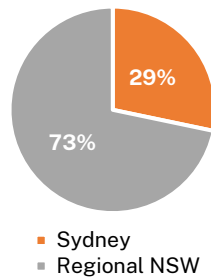


2.8 million Visitors

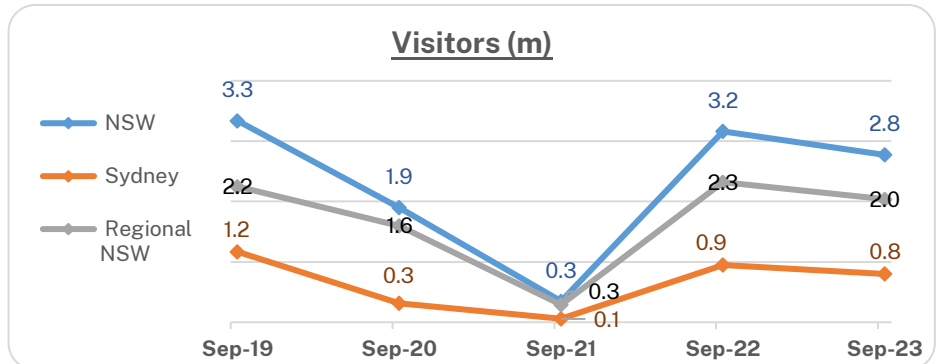
↓ -12.3% on Sep-2022

↓ -16.9% on Sep-2019

Visitors Share*



*Visitors may visit both Sydney and Regional NSW

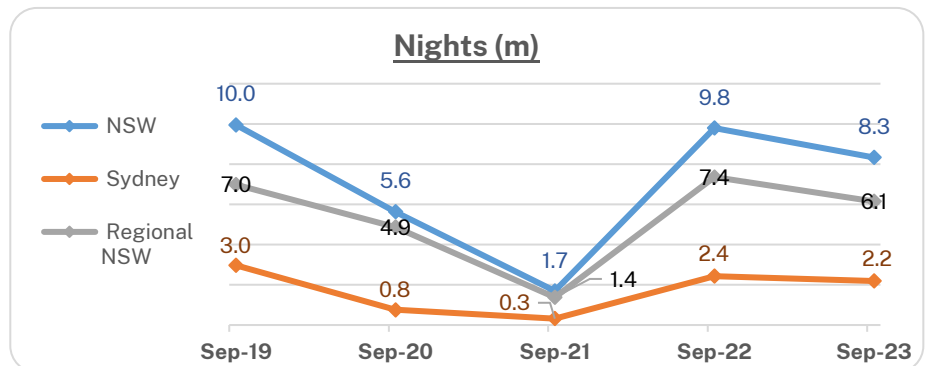
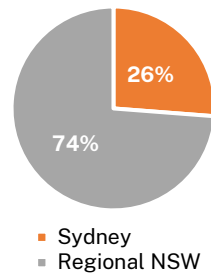


8.3 million Nights

↓ -14.9% on Sep-2022

↓ -16.3% on Sep-2019

Nights Share

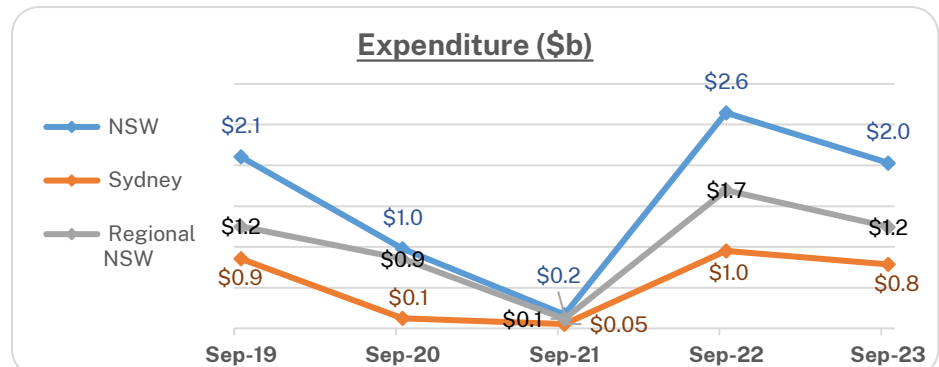
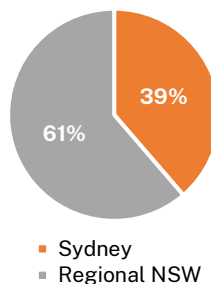


\$2.0 billion Expenditure

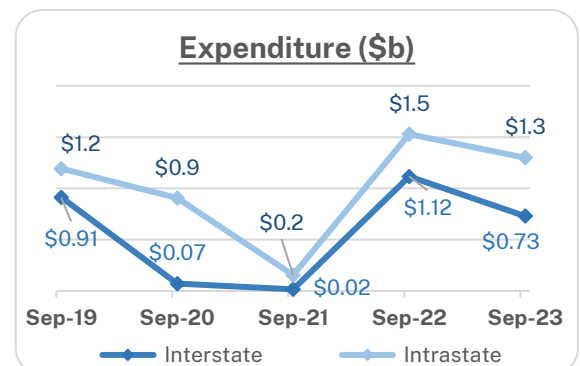
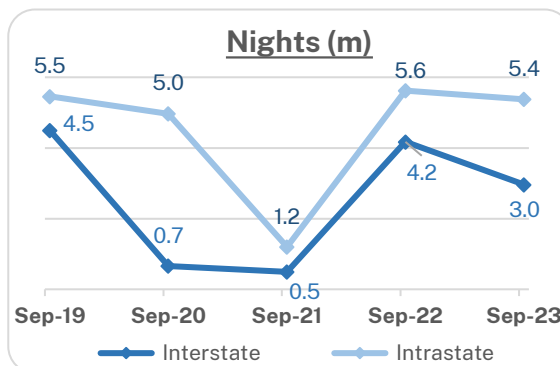
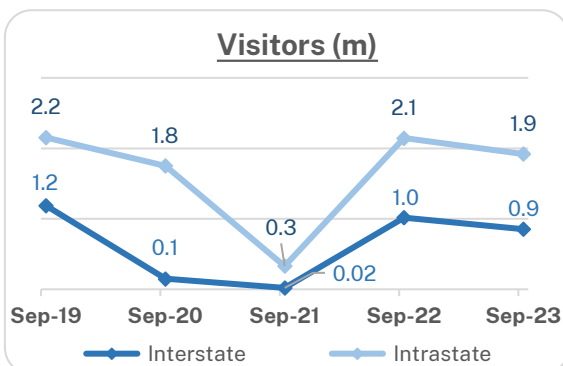
↓ -23.3% on Sep-2022

↓ -3.5% on Sep-2019

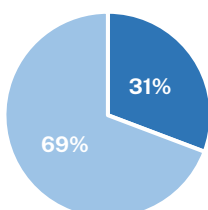
Expenditure Share



Domestic Overnight Trends in NSW by Origin Market

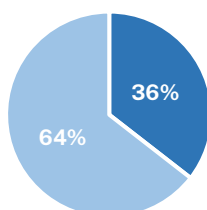


Visitors Share



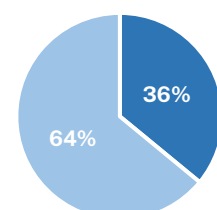
■ Interstate ■ Intrastate

Nights Share



■ Interstate ■ Intrastate

Expenditure Share



■ Interstate ■ Intrastate