






# Metallurgical and special valves

## Hot blast gate valve energy-saving type

C63.6 type 136  
DN 600-2000

### Type 136








-  Shut-off valve
-  0,6 Mpa
-  +1550 °C
-  Electric / hydraulic / electro-hydraulic / pneumatic

## Hot blast gate valve with evaporative cooling

C63.4 type 126  
DN 800-1300

### Type 126

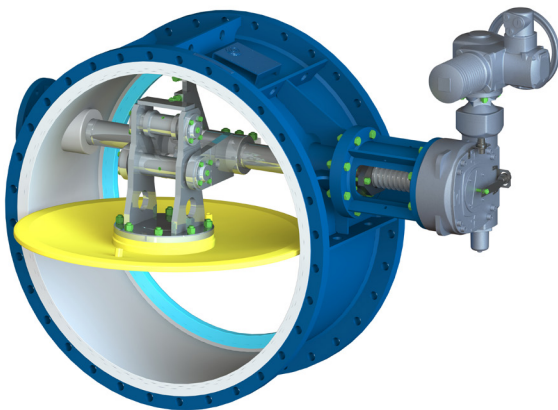







-  Shut-off valve
-  0,45 Mpa
-  +1450 °C
-  Electric / hydraulic / electro-hydraulic / pneumatic

## Two lever valve

C61.4 type 141  
DN 600-3000

### Type 141








-  Shut-off valve
-  DN 600 to DN 1200 - 0,6 MPa  
DN 1300 to DN 1800 - 0,5 MPa  
DN 2000 to DN 3000 - 0,4 MPa
-  Opening/closing  
DN 600 to DN 1300 - 0,03 MPa  
DN 1400 to DN 3000 - 0,01 MPa
-  +525 °C
-  Electric / hydraulic / electro-hydraulic / pneumatic

## Three lever valve

C61.4 type 141A  
DN 600-3000

### Type 141A



-  Shut-off valve
-  DN 600 to DN 1200 - 0,6 MPa  
DN 1300 to DN 1800 - 0,5 MPa  
DN 2000 to DN 3000 - 0,4 MPa
-  Opening/closing  
0,01 MPa
-  +525 °C
-  Hydraulic / electro-hydraulic