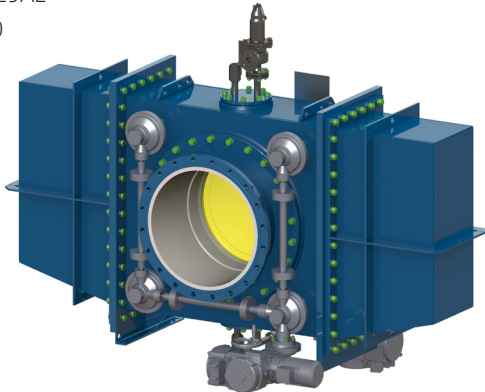







Metallurgical and special valves

Goggle valve - electric release Type 129AE


C62.2 type 129AE
DN 350-3000








-  Man-safe shut-off valve for blast furnace, converter and coke oven gas
Versions:
- "open type" – without bonnets
- "enclosed type" – environment-friendly with bonnets
-  DN 350 to DN 800 - 0,1 MPa
DN 900 to DN 1600 - 0,06 MPa
DN 1800 to DN 2000 - 0,04 MPa
DN 2200 to DN 3000 - 0,025 MPa
-  Opening/closing: 0,01 MPa
-  +300 °C
-  Electric / combination of actuator and handwheel gear

Goggle valve - hydraulic release Type 139


C62.3 type 139
DN 350-3000








-  Man-safe shut-off for blast furnace, converter and coke oven gas
Versions:
- "open type" – without bonnets
- "enclosed type" – environment-friendly with bonnets
-  DN 800 to DN 1600 - 0,06 MPa
DN 1800 to DN 2000 - 0,04 MPa
DN 2200 to DN 2400 - 0,025 MPa
DN 2600 to DN 3000 - 0,015 MPa
-  Opening/closing: 0,01 MPa
-  +300 °C
-  Electric / hydraulic / manual

Goggle swing type valve Type 129C

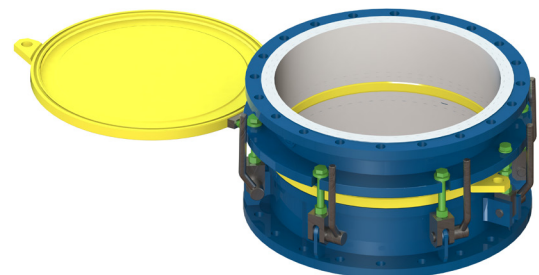
C62.2 type 129C
DN 350-2000







-  Man-safe shut-off for blast furnace, converter and coke oven gas
Versions:
- "open type" – without bonnets
- "enclosed type" – environment-friendly with bonnets
-  DN 800 to DN 1600 - 0,06 MPa
DN 1800 to DN 2000 - 0,04 MPa
-  Opening/closing
0,01 MPa
-  +300 °C
-  Electric / hydraulic / manual

Rotary goggle valve Type 117

C62.1 type 117
DN 200-1800



-  Man-safe shut-off for blast furnace, converter and coke oven gas
-  DN 200 to DN 1000 - 0,15 MPa
DN 1100 to DN 1400 - 0,05 MPa
-  +300 °C
-  Manual