

Spinelli Kilcollin

Hello! To help you find the perfect fit, we've included three methods below

Measure a Ring:

Place credit card here

Scaling

To find your ring size, print this PDF on US Letter sheet at 100% scale. If you're unable to print, open this document in a PDF viewer. Zoom in or out as necessary until the line to the right matches the width of a standard credit or bank card. (85.6 mm x 53.98 mm)

Sizing

Locate a ring that fits on the finger you intend to wear your SK ring on as a stack. Place your ring against the printed page or screen and match the interior of the ring to the closest circle. If your ring is between two circles, we suggest picking the larger of the two.



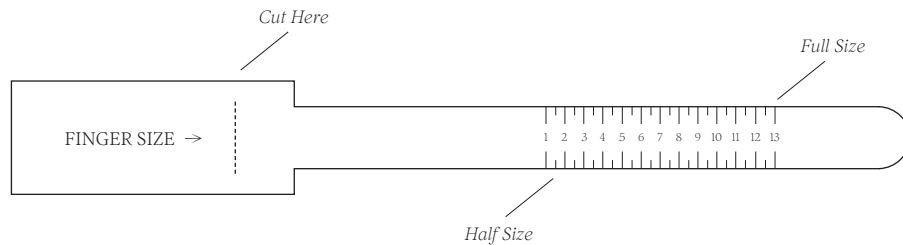
Spinelli Kilcollin

Make a Paper Sizer

Place credit card here

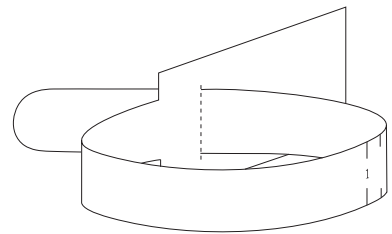
Scaling

To find your ring size, print this PDF on US Letter sheet at 100% scale. Confirm that the above line matches the width of a standard credit or bank card.
(85.6 mm x 53.98 mm)



Sizing

Cut out the above ring sizer along the solid outline. Cut a slit in the paper along the dotted line. Feed the rounded end through the slit with the numbers facing out to construct the sizer. Put the sizer on the finger you intend to wear your stacked ring on. If you plan to wear the ring across multiple fingers, size your largest finger. Once on your finger, adjust to the widest part of your finger and pull the rounded end through the slit until tight. Read the indicated number that lines up with the slit.



Spinelli Kilcollin

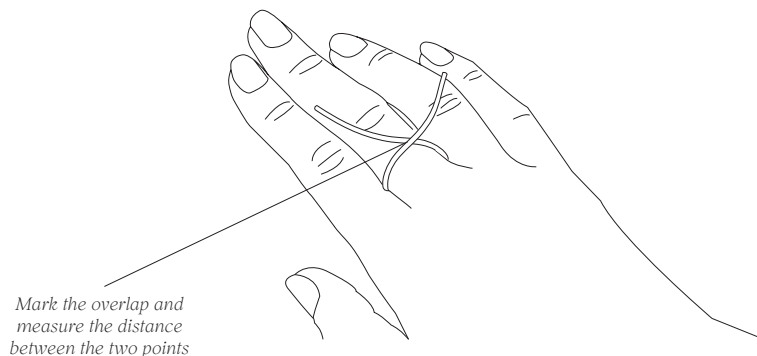
Measure with String

Sizing

Cut a piece of string into an approximate 4-inch length. If you don't have string you can use a strip of paper instead. Loop the string around the bottom of the finger you intend to wear your stacked ring on. If you plan to wear the ring across multiple fingers, size your largest finger. Using a pen, mark where the paper overlaps on both parts of the string. Unravel the string and measure the distance in millimeters between the two marked points. Using the chart on the right, convert the measurement to find your ring size.

Questions?

We understand and we're here to help! You can reach us at dear@spinellikilcollin.com, via the chat box on our site, or by phone at +1 213 341 8244.



Measurement
(mm)

Ring Size

44.2	3
45.5	3.5
46.8	4
48	4.5
49.3	5
50.6	5.5
51.8	6
53.1	6.5
54.4	7
55.7	7.5
56.9	8
58.2	8.5
59.5	9
60.8	9.5
62.1	10
63.3	10.5
64.6	11
65.9	11.5
67.2	12
68.4	12.5
69.7	13