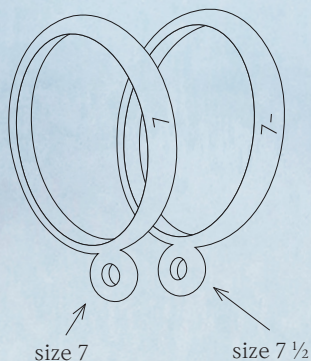


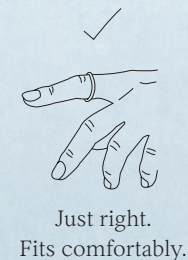
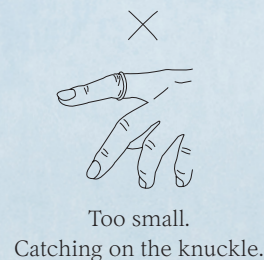
## Half Size Marks & Full Size Marks

Enclosed is a finger sizer with both half and full size marks. Half sizes are marked with a dash. Example, a size 7.5 will read "7-." Should you fall somewhere in between, we also offer 1/4 and 3/4 sizing as a custom option. (Note: The ring sizer does not have quarter size markers. Please contact us if you have questions about quarter sizing.)



## Evaluating Proper Sizing Fit

We will need the size of whichever finger you plan to wear your SK ring on. The ring of the sizer should go comfortably over your knuckle but not catch, constrict, or be loose enough to slide off. Your dominant hand will differ across finger sizing: rings sized for the pointer finger of your left hand may not fit that same finger on your right hand.



## Choosing the Finger to Size

If you plan to wear your ring spread across multiple fingers, provide the size of the largest finger (usually your middle finger or your pointer.)

Please note that the ring can only be worn stacked on the largest finger you've sized.

