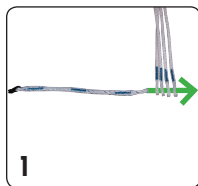




# SQRL SOFT LINK INSTALLATION



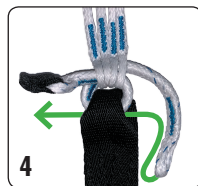
Pass the loop end of the soft link through the suspension line loops, making sure they are neatly stacked.



Pass the soft link through the riser.



Pass the soft link through the suspension line loops one more time. Ensure none of the suspension line loops are missed.



Pass the soft link through the riser one more time.

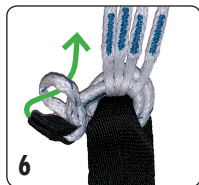


**DO NOT** pass the black tab directly through the loop!

Follow steps 5 & 6 carefully.



Pass the loop end of the soft link through the loop beneath the black tab on the soft link.



Pass the black tab through the loop.

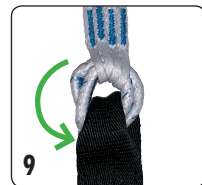


Slide the loop below the black tab.



Tighten the loop below the black tab.

Ensure the loop is tightened below the black tab, and not around the tab itself.



**IMPORTANT:** Rotate the soft link so that the tab is tucked inside of the riser loop.

Pull suspension lines and riser apart with a sharp tug to set the soft link.

