



Workshop Information:

Project No.:
Host:
Location:
Dates:
Target audience:

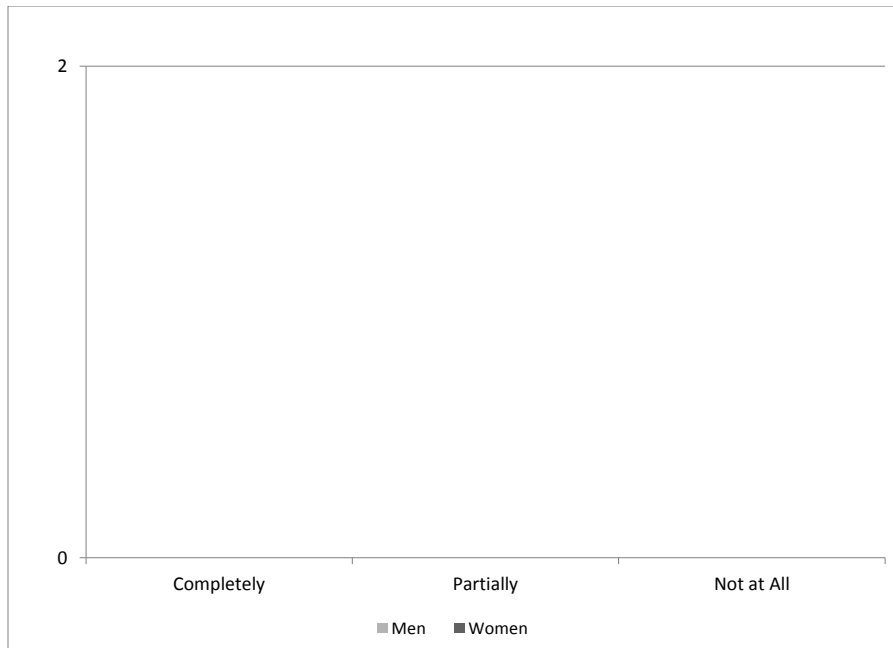
Training Team:

The team members were:

Appendix X: Evaluation Results

The following is a summary of the results of the participant evaluations filled out at the end of the workshop. There were of evaluations returned.

- 1. Did the workshop meet your expectations?**
(Right click on the table below. Select "Edit Data" and then "Edit Data" again. When complete, close the Excel spreadsheet to display the graph.)

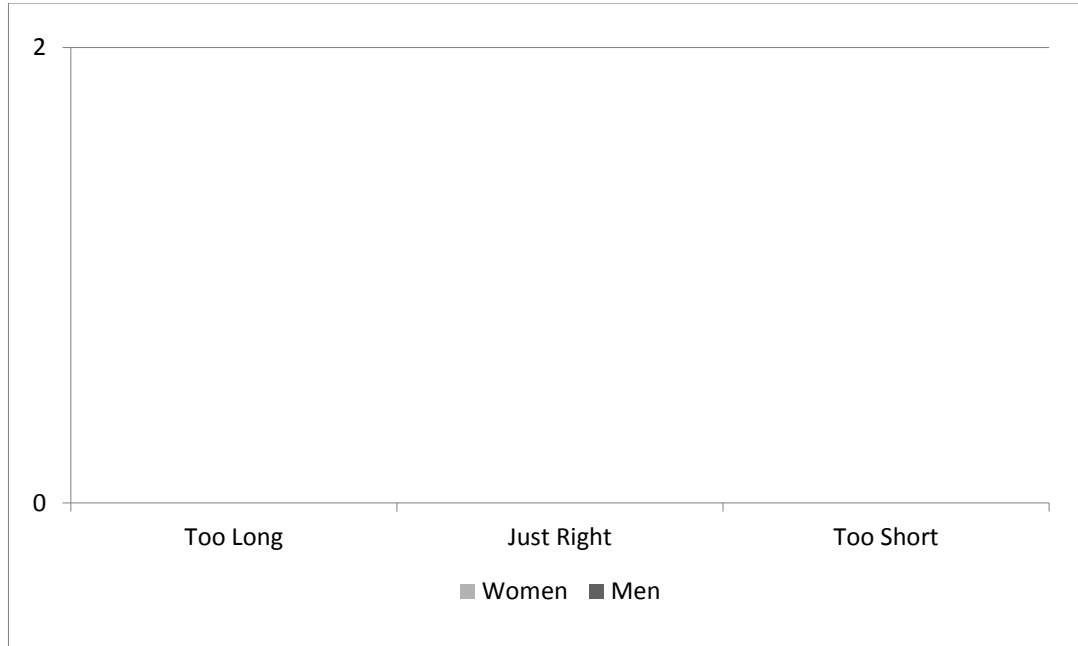


-
-



2. What do you think about the length of the workshop? Consider the limits on your time and the topics discussed?

(Right click on the table below. Select "Edit Data" and then "Edit Data" again. When complete, close the Excel spreadsheet to display the graph.)

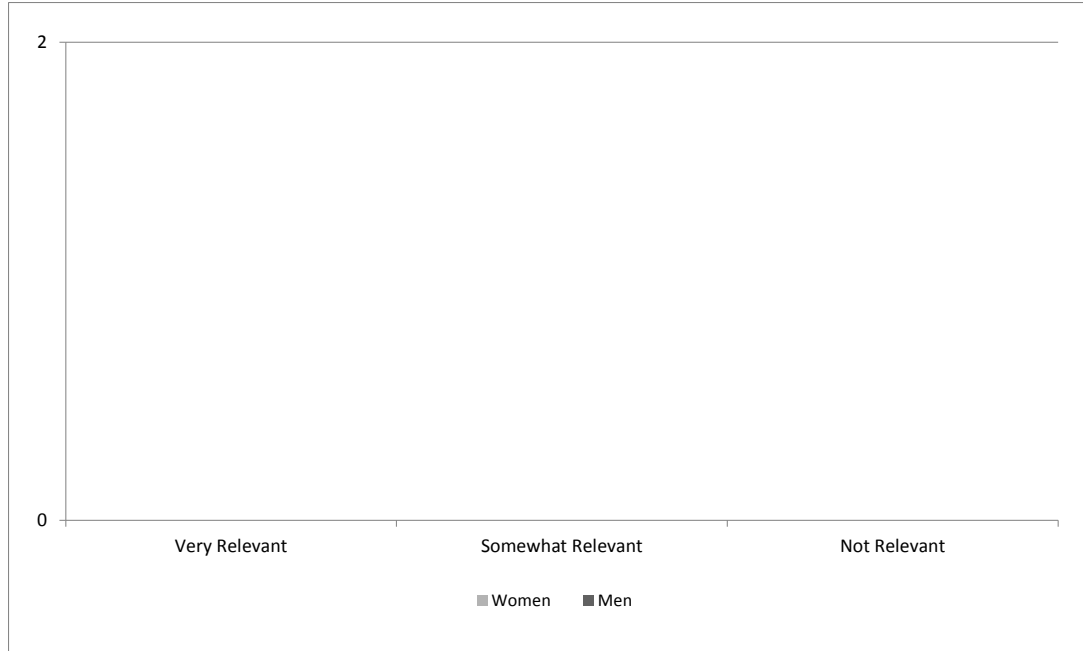


-
-



3. How relevant was the workshop to your organization or project's needs?

(Right click on the table below. Select "Edit Data" and then "Edit Data" again. When complete, close the Excel spreadsheet to display the graph.)

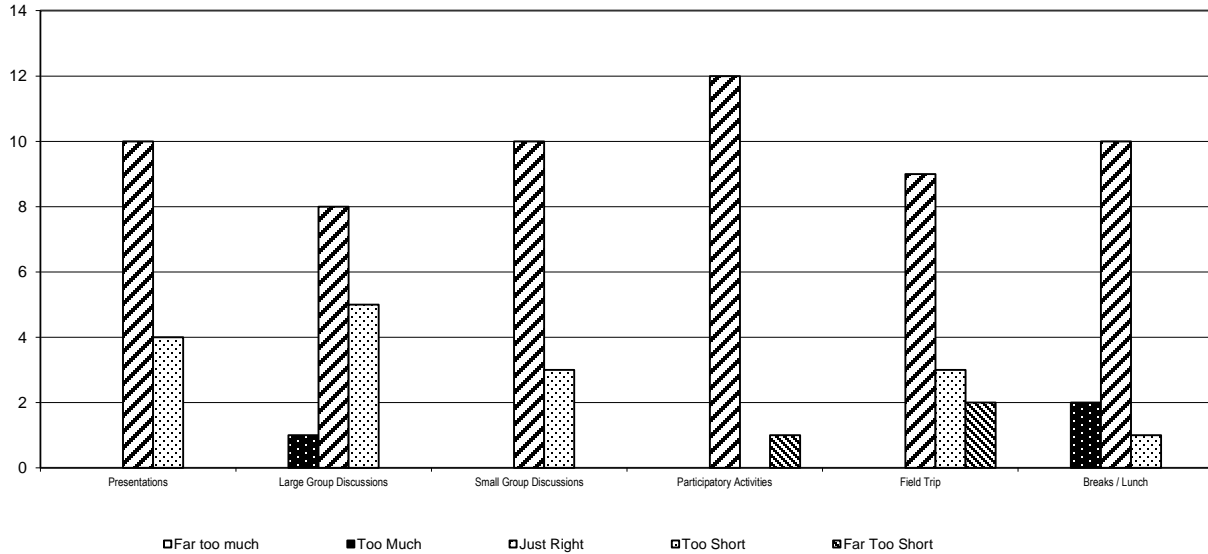


-
-



4. Rate the time balance for the following activities:

(Right click on the table below. Select "Edit Data" and then "Edit Data" again. When complete, close the Excel spreadsheet to display the graph.)



5. Which part of the workshop was the most useful? Please explain.

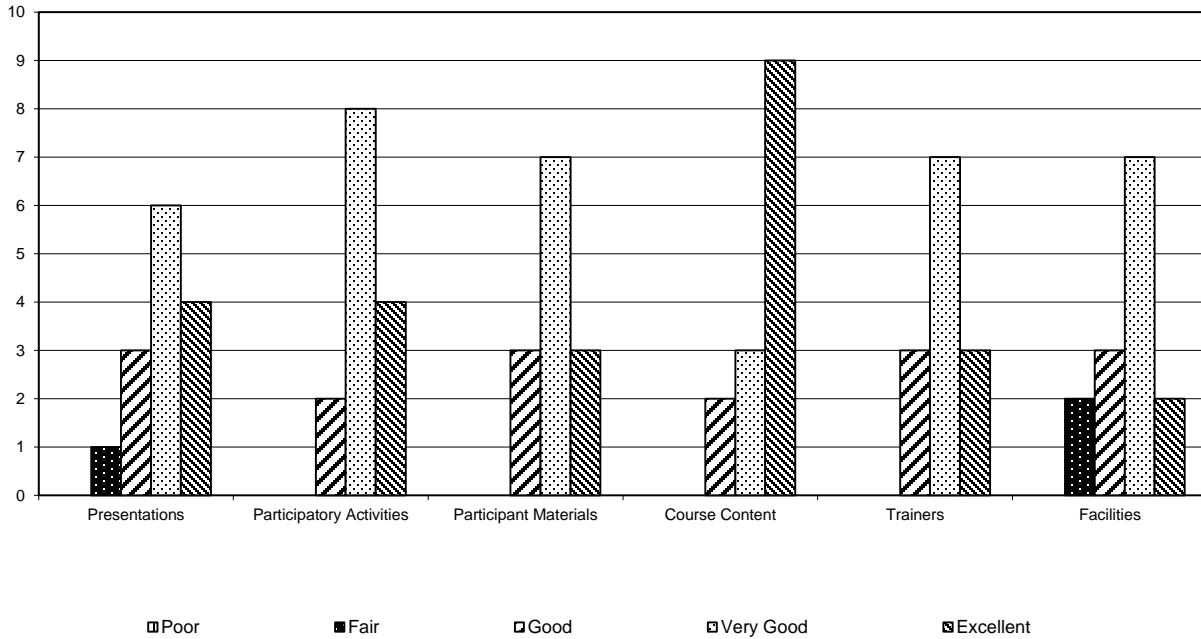
-

6. Which part of the workshop was the least useful? How would you improve this part. Please explain.

-

7. How would you rate the following?

(Right click on the table below. Select “Edit Data” and then “Edit Data” again. When complete, close the Excel spreadsheet to display the graph.)



8. Would you like more information about any other topics? Would you like to participate in another workshop about any other topics? Please explain.

•

9. Do you have other comments about the workshop, CAWST or other issues? Please explain.

•

10. Are you a woman or man?

Total number of women	Total number of men