



## ACTIVITY

# 1

## Effective Trainer (15 minutes)

1. Share about a training you attended that you found particularly effective and share with your group
2. As a group, write down the trainer qualities that led to it being a successful training. What did they know? What did they do? Also, feel free to write down the qualities of the trainer in a training you did not like.



# Qualities of a Trainer

What did they know?	What did they do?



## ACTIVITY

# 2

## What motivations might exist for city-level participants? (15 minutes)

1. Brainstorm in your group what might motivate the participants to learn during the *CWIS Training for City Stakeholders*?
2. How might you build in **EXTRINSIC** motivation? Think about your own motivation to inspire ideas.



# Motivations

Motivations for City Stakeholder	Ideas to build EXTRINSIC motivation



## ACTIVITY

# 3

## Safe & inclusive environment for all participants? (15 minutes)

Brainstorm what you can do as trainers to make a safe and inclusive environment for ALL participants.

1. What might you do specifically for women participants?
2. Participants who do not speak English or French as a first language?
3. Participants with different educational backgrounds?



# Strategies to Accommodate ALL Learners

Women	Participants who use English or French as their secondary language	Different educational backgrounds



ACTIVITY

4

## Active Learning? (10 minutes)

1. Recall the last couple of weeks. How was active learning incorporated into this ToT? What were some of the activities?
2. How does active learning contribute to the four things learners need?



# Active Learning

<p>Active Learning used in CWIS Training for City Stakeholders</p>	<p>How does active learning contribute to the four things learners need?</p>





ACTIVITY

5

## Ways to incorporate **ACTIVE** learning into your training (15 minutes)

1. What is the goal of the CWIS Training for City Stakeholders at the city-level? What do we want them to do?
2. Brainstorm ways that you might incorporate active learning into your training to achieve that goal? Which activities do you think make sense to incorporate into your next workshop?



# Active Learning

What do we want city stakeholders to do after leaving the city-level trainings?	Active learning ideas to achieve goal



**ACTIVITY**

**6**

## **Lesson Plans (15 minutes)**

1. What is the purpose of each part of the lesson plan for the learner?
2. What is the purpose of each part of the lesson plan for the trainer?



---

## Example Lesson Plan

*Sample 10-Minute Lesson: Holistic Sanitation*



*10 minutes total*

---

### Lesson Description



In this lesson, participants will identify the linkage between solid waste and safely manage sanitation and discuss the importance of addressing sanitation in an integrated way.

### Learning Outcomes



At the end of this session participants will be able to:

1. Explain the how poor solid waste management can affect safely managed sanitation
2. Identify why different waste streams should be addressed together

---

### Materials



- Flip chart paper
- Markers
- Sticky notes

---

## Preparation



- Read and prepare lesson plan
- Divide a piece of flip chart paper into three equal sections
- Write the learning outcomes or lesson description on flip chart paper

---

## Introduction

3 minutes



1. Tell participants the following story: Over half of Zone X in City Y is served by either latrines or septic tanks. The same Zone has sporadic to no solid waste collection services. While there are pit emptying services available, these systems continue to overflow frequently

causing household members to return to open defecation. When households are asked why the systems overflow, the comment that the costs the frequency to desludge is too high. Families in a neighboring Zone pay less to desludge but have access to solid waste management.

2. Tell participants that in this lesson they are going to explore the causes that might be affecting the fill rate and cost associated with emptying and how to address the issue.
3. Present the lesson description or learning outcomes.

## Possible Solutions

5 minutes



1. Divide participants into groups of 3- 4. Give each group a bundle of sticky notes.
  2. Ask participants to discuss the factors that could be leading to the high cost and high frequency for emptying in Zone X.
  3. Ask them to write each of their ideas on separate sticky notes.
- 

## Water, Sanitation, and Hygiene

5 minutes



1. Ask participants to return to the full group.
  2. Ask the groups to share one idea at a time. They should only contribute original ideas.
  3. In the full group review and classify the causes.
  4. Ask participants: "What some solutions might be to address the causes?"
  5. Ask participants: "What would happen if only one aspect was addressed?"
  6. Ask participants to explain why it is important to design sanitation interventions holistically.
- 

## Review

2 minutes



1. Ask participants to each draw a picture or write a short description in their notebooks to help them remember linkage between different waste streams, especially solid waste and safely managed sanitation.
- 

## Reflections on Lesson



## ACTIVITY

# 7

## Lesson Plans (25 minutes)



1. Create a brief lesson plan with your group to explain non-sewered sanitation and its importance to a mayor, using the following template

[https://docs.google.com/document/d/1mfCB90lQRvoYGjCy\\_PWv1KtTbioW\\_NWjisvVLTovKTw/edit?usp=sharing](https://docs.google.com/document/d/1mfCB90lQRvoYGjCy_PWv1KtTbioW_NWjisvVLTovKTw/edit?usp=sharing)

**Lesson Plan #: Title** ⌚ XX minutes total

---


**Lesson Description**

---


**Learning Outcomes**

At the end of this session participants will be able to:

 4.  
5.


---

**Materials**

 01


---

**Preparation**

 01


---

**Introduction** XX minutes

 5.  
6.

---

**Topic 1** XX minutes

 1.  
2.

---

**Topic 2** XX minutes

 12.  
13.

---

**Review** XX minutes

 4.  
5.

---

**Reflections on Lesson**

