

Lesson Plan 11: WASH Record Keeping**60 min total****Learning Outcomes**

At the end of this session participants will be able to:

1. Explain the importance of keeping records of WASH practices in households
2. Demonstrate how to keep records

Materials

- Learning Outcomes on flip chart
- 2 WASH monitoring forms per participant
- Flip chart paper
- Markers

Preparation

- Read and prepare lesson plan
- Print two WASH monitoring forms for each participant

Introduction**10 minutes**

1. Ask the participants what they do to remember the list of things that they have to buy at the market.
2. Ask them what happens when there are too many things to remember. *They forget.*
3. Ask the participants how would they remember the important information if they are visiting many households?
4. Explain that the WASH monitoring forms are a tool that they can use to help them remember the state of the households they have visited and what the household members have committed to doing.
5. Share Learning Outcomes.

Topic 1: Review for WASH Monitoring Forms**20 minutes**

1. Hand out 1 WASH monitoring form to each participant.
2. Explain that this form indicates behaviour the household is currently doing with an “✓” and the behaviour that the family is striving to achieve with an “✗”. This rule applies for each question on the form with the exception of the last one asking if anyone in the home suffers from particular illnesses.

3. Explain that although a family can choose a goal in each category on the form, it is not necessary. It would be best if they selected fewer goals and completed them because it will take time to adapt or change their practice.
4. Ask participants to fill out the form according to the following questions:
 - “What would you fill out if you discovered the family was storing their water in a container with a badly fitting lid, and their goal by your next visit was to be using a bucket with lid to store their water?”
 - “What would you fill out if the family was openly defecating on your first visit and their goal was to be covering their feces by your next visit?”
5. Ask the participants who are comfortable with the form to partner with those that are not and to answer any questions their partner has about the form.

Topic 2: Practice with WASH Monitoring Forms**25 minutes**

1. Provide participants with a new WASH monitoring form.
2. Tell the participants to continue working with their partner.
3. Explain to participants in pairs that they are going to practice a household visit using their form.
4. Tell the participants to practice asking questions to their partner as if their partner is a household member they are visiting. They should ask each question on the monitoring form and then switch roles with their partner.
5. As they do the practice they should fill out their WASH monitoring form to reflect what they are hearing from their partner.

Review**5 minutes**







1. Ask the participants what purposes the form serves. If participants do not mention the following, add them:
 - Allows CHPs to track progress in households
 - Serves as a teaching tool
 - If a copy is left for the family, it can serve as a reminder to the household.




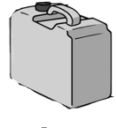
Reflections on Lesson

vfg]kfgL, ;/;kmfO / :jR5tf cg'udg kmf/d (WASH Monitoring Form)

WET Centre staff sf] gfd	
3/wgLsf] gfd	
Kfmf]g g+=	
3/ 7]ufgf	
;Dks{ Joltm	
Ef dof ldlt	
la/fdL kbf{ lSnlgs hfg] kl/jf/sf] ;b:o	

s[kof pko'tm laifodf ✓ lrGx nufpg'xf];\ M






tkfO{ lkpg] kfgL s;/L z'l4s/0f ug'{ x'G5 <						
						cGo
s]xL ulb{g	pdfNg]	;f]l8;	Snf]l/g	Affof]:o f08 lkmN6/	Sof08n lkmN6/	

tkfO{ lkpg] kfgL s;/L e08f/0f ug'{ x'G5 <				
				cGo
5f]k]/	g5f]lk /fVg]	wf/f / lasf]{ ePsf] efF8f	wf/f gePsf] lasf]{ ePsf] efF8f	



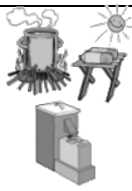


tkfO{ s'g s'g ;dodf cfkmgf] xft w'g' x'G5 <				
				

Vffgf vfg' cl3	Rflk{ uP kl5	aRrfsf] lb;f wf]P kl5	Vffgf tof/ ug'{ cl3	cGo





tkfO{ sx fF lb;f ug'{ x'G5 <

				
Vf'Nnf 7fpFdf	lb;f u/]kl5 df6f]n] k'5'{'	kmf]xf]/ rlk{df	;kmf rlk{df	xft w'g] 'ljwf ePsf] rlk{df

tkfO{ /f]u km}Ing glbg s] ug'{ x'G5 <

				
Vffg]s'/f 5f]k]/ /fVg]	Vffg]s'/f kvfn]/ dfq vfg]	lkpg] kfgL z'l4s/of u]/ dfq lkpg]	rlk{df dfq lb;f lk;fa u]/	;do ;dodf xft w'g]

**tkfOsf] kl]/f/sf] ;b:ox? dWo] s;}nfO{ tn lbPsf] /f]u af/Daf/
nfUg] u]/sf] 5 <**

 <p>Efmf8fkvfnf</p>	 <p>Kf]6 b'Vg]</p>	 <p>5fnfsf] O{Gkm]S;g</p>	 <p>cfFvfsf] O{Gkm]S;g</p>	<p>cGo</p>

Afofg ug]{ M

**Gf]f6 M tnsf lgDg k|Zgx?nfO{ sfo{qmdsf] cGTodf ul/g]
kmnf]ck e|d0fsf] a]nf ;f]Wg'xf];\ .**

**tkfOsf] kl/jf/sf] ;b:onfO{ nfUg] u/]sf] Efmf8fkvfnf /f]u uPsf]
b'O{ aif{df a9]sf] 5 , 36]sf] 5 jf p:t} 5 <**

- a9]sf] 5
- 36]sf] 5
- p:t} 5

**tkfOsf] kl/jf/sf] ;b:onfO{ nfUg] u/]sf] Efmf8fkvfnf /f]u uPsf]
b'O{ aif{df a9]sf] 5 , 36]sf] 5 jf p:t} 5 <**

Afofg ug]{ M

uPsf] b'O{ aif{df tkfOsf] kl/jf/sf] :jf:Yodf ;'wf/ cfPsf] 5, g/fd|f] x'b} uPsf] 5 jf p:t} 5 <

- ;'wf/ cfPsf] 5
- g/fd|f] x'b} uPsf] 5
- p:t} 5

Afofg ug]{ M
