

Lesson Plan: Day 2 Closing

 10 minutes total

Daily Closing Outcomes

1. List the topics of the day's training.
2. Discuss learning from previous topics.

Materials






- Markers
- Flip chart paper

Preparation



- Read and prepare the lesson plan.
- Draw three different mood reflecting picture in a flip chart paper

Daily Sessions Revisited

10 minutes



1. Explain that you are going to review the day's agenda. Tell the participants that you would like to have their feedback about how each session went.
2. Ask the participants to make pen and copy ready.
3. Ask the participants to write one interesting things that they learned in today's sessions. After finishing this, also ask the participants to write what one things that need to improve in tomorrow's session based on today's experiences.
4. Show the mood chart to the participants and explain about what does each mood means.
5. Paste the mood chart in confidential area and ask each participants to go there and put the tick mark on one section on the basis of their mood regarding today's sessions.

Closing Reflection

Thank each participant for their contribution and indicate the agenda for the following day.