

**Lesson Plan 2: What is WASH****45 minutes total****Lesson Description**

This lesson will cover the current situation of WASH in Afghanistan, explore the meaning of WASH, and why WASH is important in eradicating poverty.

**Learning Outcomes**

At the end of this session participants will be able to:

1. Define the WASH acronym.
2. Discuss the issues related to WASH in Afghanistan.
3. Connect WASH with poverty.

**Materials**

- Flip chart paper
- Markers
- Tape
- Flip cards
- A4 size paper
- Cutter or Scissor
- WASH Posters or WASH Posters Slides
- The slide of *WASH current situation in Afghanistan*

**Preparation**

- Read and prepare lesson plan
- Write learning outcomes
- Prepare three flip charts with three headings *Water supply, Sanitation, Hygiene*
- Prepare and print slide of WASH current situation in Afghanistan and make hardcopies for each participants
- Print out 4-5 copies of the poverty cycle and cut it into components along with the arrows
- Print WASH activity cards
- Cue the slide on screen and check the if projector is working

**Introduction****5 minutes**

1. Option A: Install the WASH posters on the wall around the room.

or

2. Option B: ATP to turn to page xx of the participant manual.
3. ATP to look at each poster and reflect on how the images are connected.
4. ATP to share their ideas with the large group about what they have observed about the connection of the different pictures.

*(Water supply, safe food, hand washing, sanitation, hygiene and WASH)*

5. Ask the participants: what does the WASH acronym stand for?"
6. Ask the participants: "what is included in water?", and "what is included in sanitation?", and "what is included in hygiene?"
7. Present the Learning Outcomes or lesson description.

### The Current situation of WASH in Afghanistan

15 minutes



1. Install three flip charts in three different locations around the room with the titles *Water, Sanitation, and Hygiene*.
2. **Gallery Walk:** Ask the participants to stand up and go to all three flipcharts and write down anything they know about the current situation of *Water, Sanitation and Hygiene* in Afghanistan. Ask them to write down behaviors, statistics, availability, and other general ideas that they may have.
3. After all the groups finished all the three charts ask them to return to their seats. Explain to participants that you will now show them some statistics about the current situation in WASH in Afghanistan. Trainer to explain and discuss the current situation of WASH in Afghanistan by presenting a presentation. **(put the presentation in the participants manual)**
4. Provide participants a hardcopy of the slides.

### Cycle of poverty

10 Minutes



1. Divide participants into groups of 4 or 5.
2. Provide each group a copy of the cut-up poverty cycle along with the arrows.
3. ATP to arrange the components in a logical cycle using the given materials.
4. Ask the groups to walk and see how the other groups arranged the poverty cycle. Show the poverty cycle slide to the larger group.
5. Ask the participants: "by looking at this poverty cycle, why do you think the WASH sector is important in breaking the poverty cycle?
  - a. *If people stop contaminating the fresh water by using proper sanitation, then the water will be clean to drink. If people drink safe water, then it can stop them from being sick and transmitting water related diseases. If people use proper hygiene practices, then they can also prevent even more diseases and can stay healthy. If they are healthy, they can go to school, go to work, and save money for better things.*






---






**Review****10 minutes**

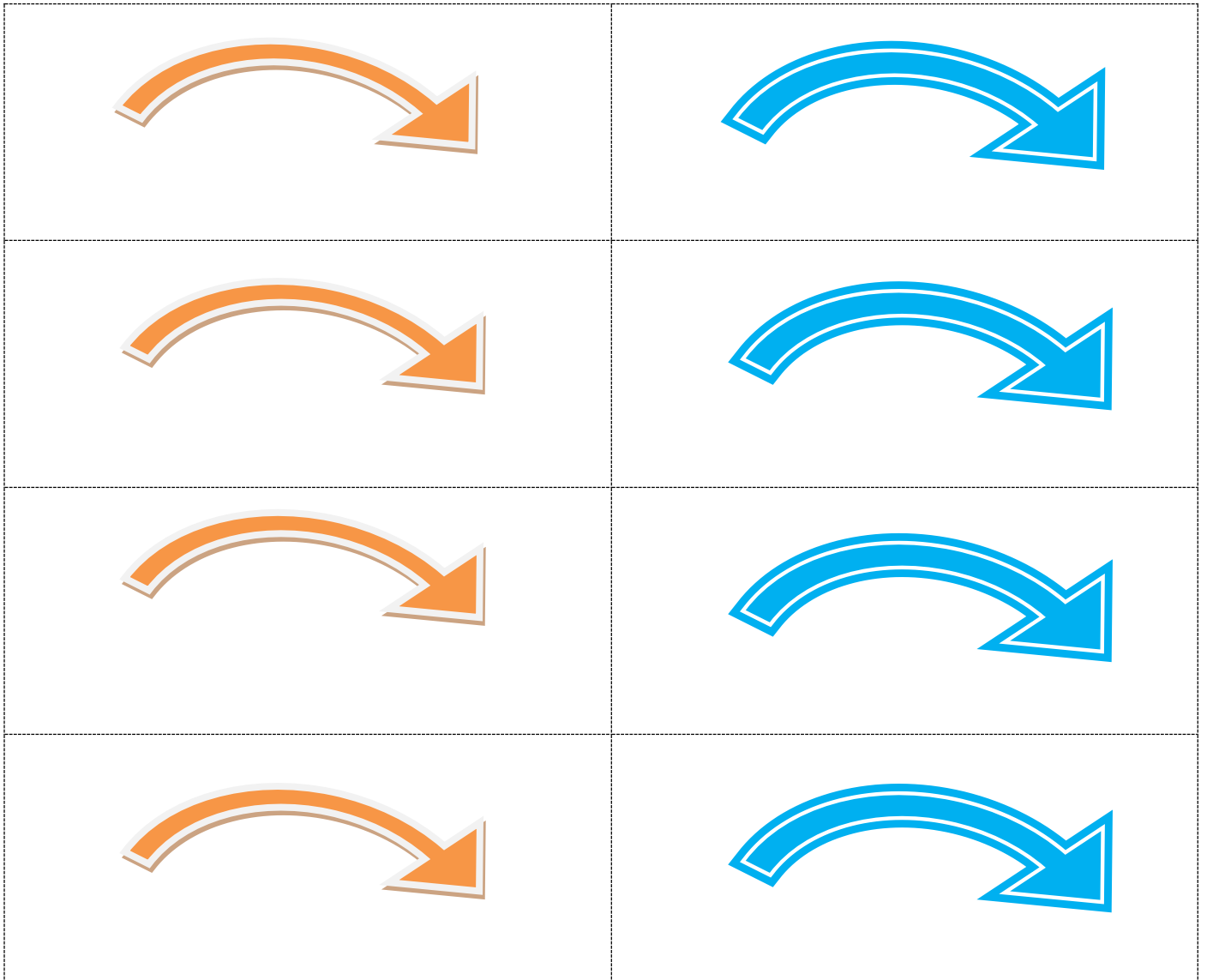
1. Ask the participants to return to their groups.
2. Provide each group with a different set of WASH related activities.
3. ATP to act out the activity written on their cards to their small groups. The other group members must try to guess the activity. Each participant will take turn acting out an activity written on a card.

---

**Reflections on Lesson**

<p>Healthy Family خانواده مریض</p>	
<p>School and education مکتب و کسب تحصیلات</p>	
<p>Work کار و درآمد</p>	
<p>Opportunity فرصت ها</p>	
<p>Strong and safe society جامعه محوظ و قوی</p>	

<p>Sick family خانواده صحت مند</p>	
<p>\$\$ spent on healthcare مصارف تداوی</p>	
<p>Poverty غربت</p>	
<p>Loss of Dignity and Depression از دست دادن حیثیت و ایجاد افسردگی</p>	
<p>Weak and Vulnerable Society جامعه ضعیف و آسیب پذیر</p>	





<b>Hand Washing</b> شستن دستها	<b>Personal Hygiene</b> نظافت شخصی
<b>Pumping a hand pump</b> پمپ کردن یک بمبه دستی	<b>Filling a bucket from a tap</b> پر کردن یک ظرف از شیر دهن
<b>Using a latrine for defecation</b> استفاده از میبرز برای رفع حاجت	<b>Collecting Garbage</b> جمع کردن کثافات

