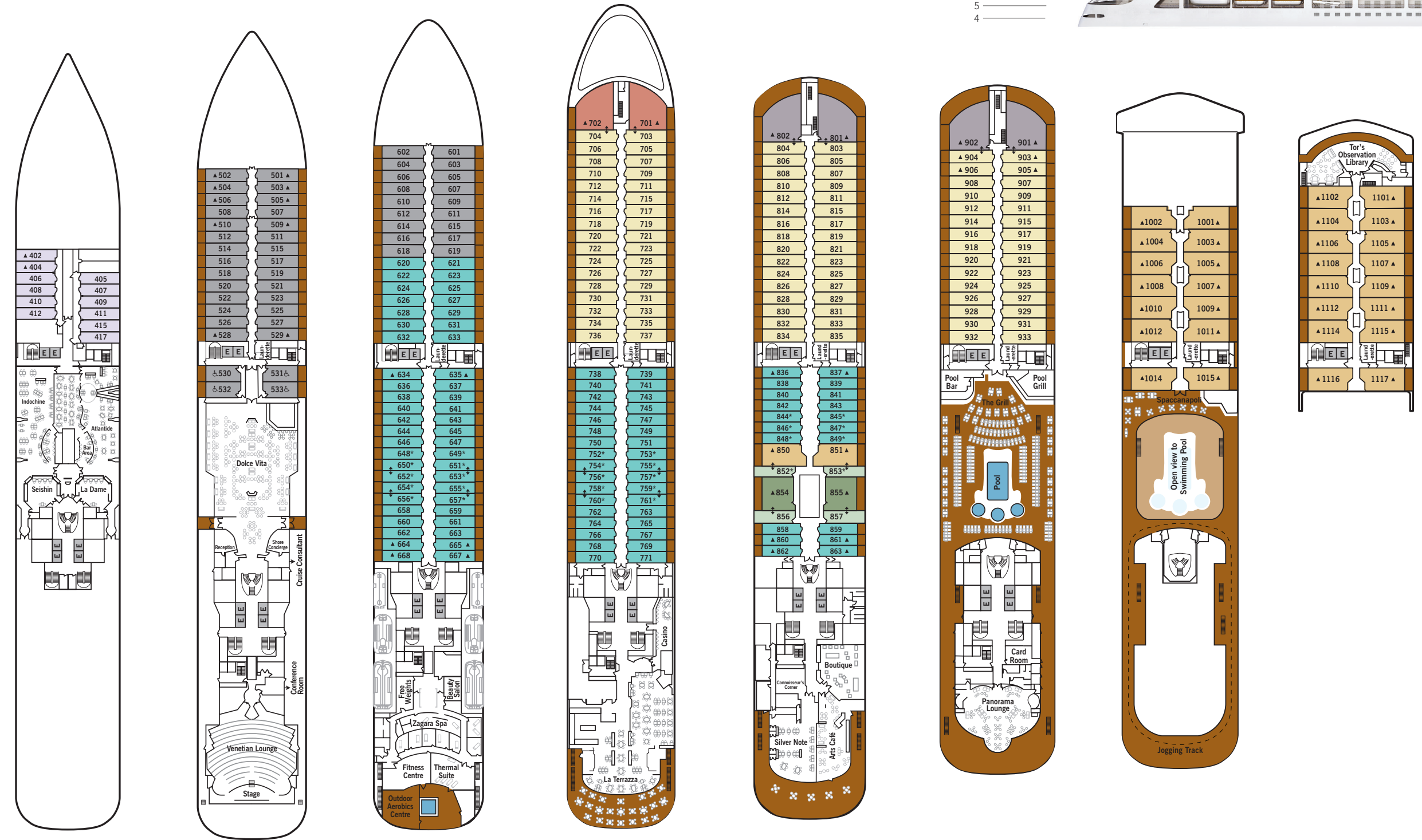


SILVER SPIRIT – Deck Plans

Effective from April 10th 2020



DECK 4

Indochine  
Atlantide  
Seishin  
La Dame

DECK 5

Reception/  
Guest Relations  
Shore Concierge  
Dolce Vita  
Venetian Lounge  
Conference Room  
Future Cruise Manager

DECK 6

Zagara Beauty Spa  
Fitness Centre

DECK 7

La Terrazza  
Casino

DECK 8

Connoisseur's Corner  
Boutique  
Arts Café  
Silver Note

DECK 9

Pool Deck  
Pool Bar  
The Grill  
Card Room  
Panorama Lounge

DECK 10

Jogging Track  
Spaccanapoli

DECK 11

Tor's Observation  
Library

SUITE CATEGORIES

- Owner's Suite . . . . .
- Grand Suite . . . . .
- Royal Suite . . . . .
- Silver Suite . . . . .
- Deluxe Veranda Suite . . . . .
- Superior Veranda Suite . . . . .
- Classic Veranda Suite . . . . .
- Panorama Suite . . . . .
- Vista Suite . . . . .

SPECIFICATIONS

- Crew . . . . . 411
- Officers . . . . . European
- Guests . . . . . 608
- Tonnage . . . . . 39,519
- Length . . . . . 691 Feet/210.7 Metres
- Width . . . . . 87 Feet/26.5 Metres
- Speed . . . . . 19.5 Knots
- Passenger Decks . . . . . 8
- 3rd Guest Capacity . . . . . ▲
- Large Walk-in rain shower . . . . . \*
- Connecting Suites . . . . . ⇕
- Wheelchair Accessible Suites . . . . . ♿
- 530, 531, 532, 533
- Built . . . . . 2009
- Refurbished . . . . . 2018
- Registry . . . . . Bahamas

Deckplans are for illustration porpuses only and may be subject to change  
Suite diagrams shown are for illustration purposes only and may vary from actual square footage. Please refer to suite specifications for square footage.

SILVER SPIRIT – Suite Diagrams

All suites feature:

- Butler service
  - Refrigerator and bar setup stocked with your preferences
  - Plush bathrobes
- Pillow menu
  - Luxury bath amenities
  - Complimentary Wifi for all suites
  - Personalised stationery
- Umbrella
  - Hair dryer
  - Wall mounted USB-C mobile device chargers
- Direct-dial telephone(s)
  - Interactive Media Library
  - Champagne on arrival




OWNER’S SUITE

Available as a one-bedroom configuration or as a two-bedroom by adjoining with a Panorama suite (as illustrated)

1 BEDROOM: 1,292 SQ. FT. / 120 M²  
INCLUDING VERANDA (190 SQ. FT. / 18 M²)

2 BEDROOM: 1,668 SQ. FT. / 150 M2  
INCLUDING VERANDA (190 SQ. FT. / 18 M²)

- Large veranda with patio furniture and floor-to-ceiling glass doors; bedroom two has additional large picture window
- Living room with sitting area; bedroom two has additional sitting area
- Separate dining area
- Twin beds or king-sized bed; bedroom two has additional twin beds or queen-sized bed
- Marble bathroom with double vanity, separate shower and full-sized bath, plus a powder room; bedroom two has additional marble bathroom with full-sized bath, separate shower
- Savoir® Beds mattresses
- Walk-in wardrobe(s) with personal safe
- Vanity table(s)
- Writing desk(s)
- One 55” / 140 cm and one 40” / 102 cm flat-screen HD TVs in main suite, plus one 40” / 102 cm flat-screen HD TV in bedroom two
- Bose® Sound System with Bluetooth connectivity
- Illy® espresso machine
- Unlimited Premium Wifi



GRAND SUITE

Available as a one-bedroom configuration or as a two-bedroom by adjoining with a Veranda Suite (as illustrated).

1 BEDROOM: 1,425 – 1,532 SQ. FT. / 132–142 M²  
INCLUDING VERANDA (560–667 SQ. FT. / 52 –62 M²);

2 BEDROOM: 1,772–1,879 SQ. FT./165–174 M²  
INCLUDING VERANDA (595–702 SQ. FT. / 55–65 M²)

- Two verandas with patio furniture and floor-to-ceiling glass doors; bedroom two has additional veranda
- Living room with convertible sofa to accommodate an additional guest
- Sitting area; bedroom two has additional sitting area
- Separate dining area
- Twin beds or king-sized bed; bedroom two has additional twin beds or queen-sized bed
- Marble bathroom with double vanity, separate shower and full-sized bath, plus a powder room; bedroom two has additional marble bathroom with full-sized bath, separate shower
- Savoir® Beds mattresses
- Walk-in wardrobe(s) with personal safe
- Vanity table(s)
- Writing desk(s)
- One 55” / 140 cm and one 40” / 102 cm flat-screen HD TVs in main suite, plus one 40” / 102 cm flat-screen HD TV in bedroom two
- Bose® Sound System with Bluetooth connectivity
- Illy® espresso machine
- Unlimited Premium Wifi



ROYAL SUITE

Available as a one-bedroom configuration or as a two-bedroom by adjoining with a Veranda suite (as illustrated)

1 BEDROOM: 990 SQ. FT. / 92 M2  
INCLUDING VERANDA (129 SQ. FT. / 12 M2)

2 BEDROOM: 1,366 SQ. FT. /127 M2  
INCLUDING VERANDA (194 SQ. FT. / 18 M2)

- Large veranda with patio furniture and floor-to-ceiling glass doors; bedroom two has additional veranda
- Living room with convertible sofa to accommodate an additional guest
- Sitting area; bedroom two has additional sitting area
- Separate dining area
- Twin beds or king-sized bed; bedroom two has additional twin beds or queen-sized bed
- Marble bathroom with double vanity, separate shower and full-sized bath, plus a powder room; bedroom two has additional marble bathroom with full-sized bath, separate shower
- Savoir® Beds mattresses
- Walk-in wardrobe(s) with personal safe
- Vanity table(s)
- Writing desk(s)
- One 55” / 140 cm and one 40” / 102 cm flat-screen HD TVs in main suite, plus one 40” / 102 cm flat-screen HD TV in bedroom two
- Bose® Sound System with Bluetooth connectivity
- Illy® espresso machine
- Unlimited Premium Wifi



SILVER SUITE

Available as a one-bedroom configuration or as a two-bedroom by adjoining with a Panorama suite.

1 BEDROOM: 746 SQ FT / 69 M²  
INCLUDING VERANDA (129 SQ FT / 12 M2)

2 BEDROOM: 1080 SQ FT / 100 M²  
INCLUDING VERANDA (129 SQ FT / 12 M²)

- Veranda with patio furniture and floor-to-ceiling glass doors
- Living room with convertible sofa to accommodate an additional guest
- Sitting area
- Separate dining area
- Twin beds or king-sized bed
- Marble bathroom with double vanity, full-sized bath, separate shower; bedroom two has additional marble bathroom with walk-in rain shower
- Walk-in wardrobe with personal safe
- Vanity table
- Writing desk
- One 49” / 125 cm and one 40” / 102 cm flat-screen HD TVs in main suite
- Bose® Sound System with Bluetooth connectivity
- Illy® espresso machine
- Unlimited Premium Wifi




DELUXE VERANDA SUITE  
SUPERIOR VERANDA SUITE  
CLASSIC VERANDA SUITE

Some Veranda Suites accommodate three guests. Deluxe Verandas offer preferred central location with identical accommodations to Classic and Superior Verandas.

376 SQ FT / 35 M²  
INCLUDING VERANDA (64 SQ FT / 6 M²)

- Veranda with patio furniture and floor-to-ceiling glass doors
- Sitting area
- Twin beds or queen-sized bed
- Marble bathroom with vanity, full-sized bath, separate shower
- Walk-in rain shower (no full-sized bath) from suite number 648 to 657, from 752 to 761 and from 844 to 849\*
- Walk-in wardrobe with personal safe
- Writing desk
- One 40” / 102 cm flat-screen HD TV
- Unlimited Standard Wifi



PANORAMA SUITE

Available as a one bedroom configuration.

334 SQ FT / 31 M²

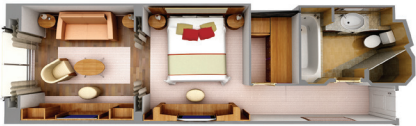
- Sitting area
- Twin beds or queen-sized bed
- Marble bathroom with vanity, full-sized bath, separate shower
- Walk-in rain shower (no full-sized bath) from suite number 852 to 853\*
- Walk-in wardrobe with personal safe
- Writing desk
- One 40” / 102 cm flat-screen HD TV
- Unlimited Standard Wifi



VISTA SUITE

312 SQ FT / 29 M²

- Sitting area
- Twin beds or queen-sized bed
- Marble bathroom with vanity, full-sized bath, separate shower
- Walk-in wardrobe with personal safe
- Writing desk
- One 40” / 102 cm flat-screen HD TV
- Unlimited Standard Wifi



Images are intended as a general reference. Features, materials, finishes and layout may be different than shown.