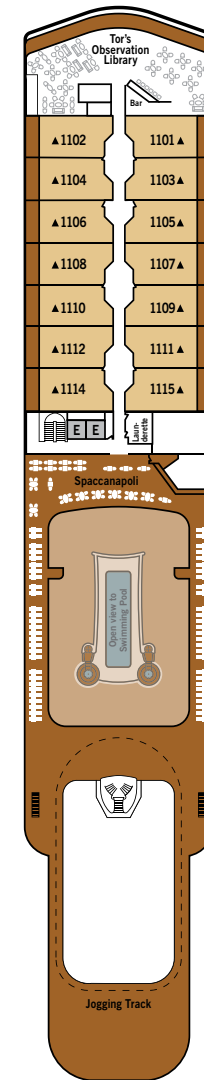
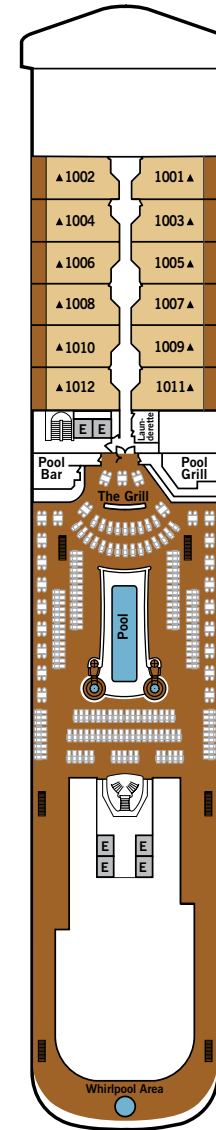
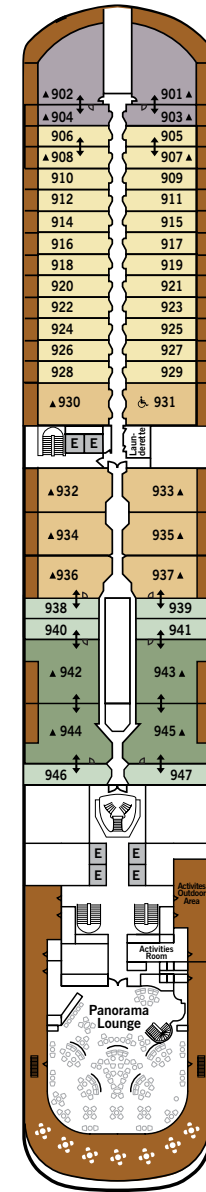
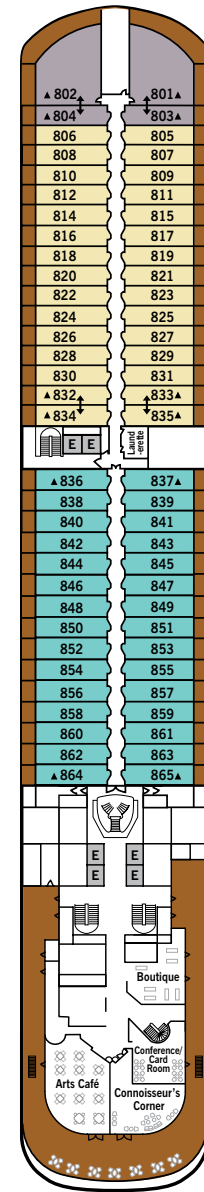
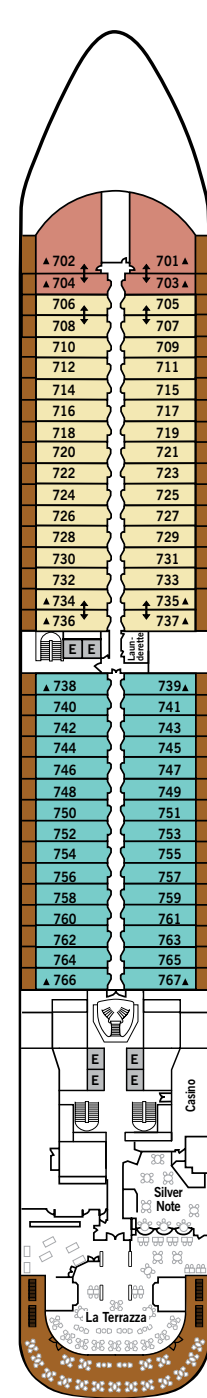
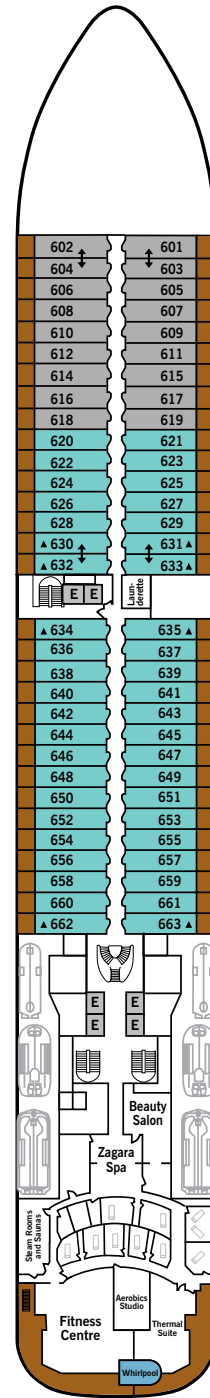
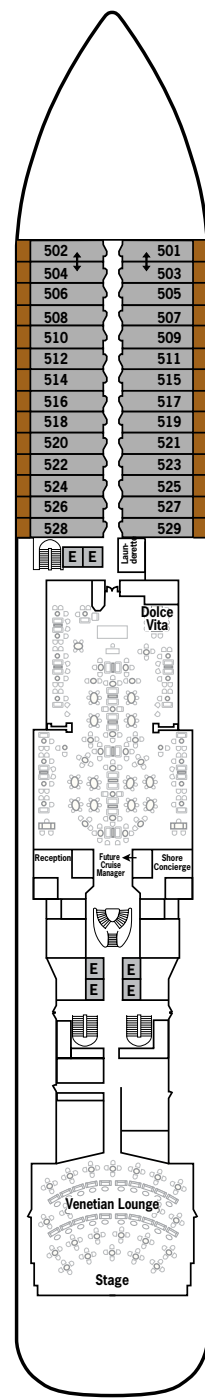
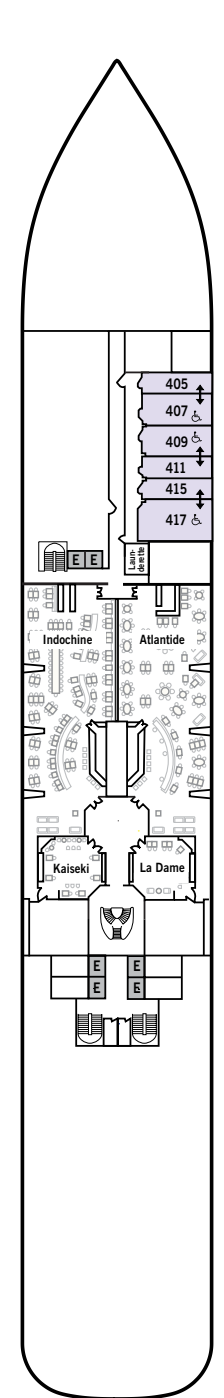


SILVER MUSE – Deck Plans

Effective from June 4th 2020



DECK 4

Atlantide
Indochine
Kaiseki
La Dame

DECK 5

Reception/
Guest Relations
Shore Concierge
Dolce Vita
Venetian Lounge
Future Cruise Manager

DECK 6

Zagara Beauty Spa
Fitness Centre

DECK 7

La Terrazza
Silver Note
Casino

DECK 8

Connoisseur's Corner
Boutique
Arts Café
Conference/
Card Room

DECK 9

Panorama Lounge
Activities Room &
Outdoor Area

DECK 10

Pool Deck
Pool Bar
The Grill
Whirlpool Area

DECK 11

Tor's Observation
Library
Spaccanapoli
Jogging Track

SUITE CATEGORIES

- Owner's Suite
- Grand Suite
- Royal Suite
- Silver Suite
- Deluxe Veranda Suite
- Superior Veranda Suite
- Classic Veranda Suite
- Panorama Suite
- Vista Suite

SPECIFICATIONS

- Crew 411
- Officers European
- Guests 596
- Tonnage 40,700
- Length 698 Feet / 212.8 Metres
- Width 86 Feet / 27 Metres
- Speed 19.8 Knots
- Passenger Decks 8
- 3rd Guest Capacity ▲
- Connecting Suites ↔
- Wheelchair Accessible Suites ♿
- 407, 409, 417, 931
- Built 2017
- Registry Bahamas

Deckplans are for illustration purposes only and may be subject to change

Suite diagrams shown are for illustration purposes only and may vary from actual square footage. Please refer to suite specifications for square footage.

SILVER MUSE – Suite Diagrams

All suites feature:

- Butler service
- Refrigerator and bar setup stocked with your preferences
- Plush bathrobes
- Pillow menu
- Luxury bath amenities
- Complimentary Wifi for all suites
- Personalised stationery
- Umbrella
- Hair dryer
- Wall mounted USB-C mobile device chargers
- Direct-dial telephone(s)
- Champagne on arrival




OWNER'S SUITE

Available as a one-bedroom configuration or as a two-bedroom by adjoining with a Panorama suite (as illustrated)

ONE BEDROOM: 947-1055 SQ FT / 88-98 M²
INCLUDING VERANDA (129 SQ FT / 12 M²)

TWO BEDROOM: 1281-1389 SQ FT / 119-129 M²
INCLUDING VERANDA (129 SQ FT / 12 M²)

- Large veranda with patio furniture and floor-to-ceiling glass doors; bedroom two has additional large picture window
- Living room with sitting area; bedroom two has additional sitting area
- Separate dining area
- Twin beds or king-sized bed; bedroom two has additional twin beds or queen-sized bed
- Marble bathroom with double vanity, separate shower and full-sized bath, plus a powder room; bedroom two has additional marble bathroom with shower
- Savoir® Beds mattresses
- Walk-in wardrobe(s) with personal safe
- Vanity table(s)
- Writing desk(s)
- One 55" / 140 cm and one 40" / 102 cm flat-screen HD TVs in main suite, plus two 40" / 102 cm flat-screen HD TVs in bedroom two
- Interactive Media Library
- Bose® Sound system with bluetooth connectivity
- Illy® espresso machine
- Unlimited Premium Wifi



GRAND SUITE

Available as a one-bedroom configuration or as two bedrooms by adjoining with a Veranda Suite (as illustrated).

DECK 8:
ONE BEDROOM: 1572 SQ FT / 146 M²
INCLUDING VERANDA: (570 SQ FT / 53 M²)
TWO BEDROOM: 1970 SQ FT / 183 M²
INCLUDING VERANDA: (635 SQ FT / 59 M²)

DECK 9:
ONE BEDROOM: 1472 SQ FT / 137 M²
INCLUDING VERANDA: (474 SQ FT / 44 M²)
TWO BEDROOM: 1873 SQ FT / 174 M²
INCLUDING VERANDA: (538 SQ FT / 50 M²)

- Two verandas with patio furniture and floor-to-ceiling glass doors; bedroom two has additional veranda
- Living room with convertible sofa to accommodate an additional guest
- Sitting area; bedroom two has additional sitting area
- Separate dining area
- Twin beds or king-sized bed; bedroom two has additional twin beds or queen-sized bed
- Marble bathroom with double vanity, separate shower and full-sized bath, plus a powder room; bedroom two has additional marble bathroom with full-sized bath
- Savoir® Beds mattresses
- Walk-in wardrobe(s) with personal safe
- Vanity table(s)
- Writing desk(s)
- One 55" / 140 cm and one 40" / 102 cm flat-screen HD TVs in main suite, plus two 40" / 102 cm flat-screen HD TVs in bedroom two
- Interactive Media Library
- Bose® Sound system with bluetooth connectivity
- Illy® espresso machine
- Unlimited Premium Wifi



ROYAL SUITE

Available as a one-bedroom configuration or as a two-bedroom by adjoining with a Veranda suite (as illustrated)

ONE BEDROOM: 1130 SQ FT / 105 M²
INCLUDING VERANDA (129 SQ FT / 12 M²)

TWO BEDROOM: 1528 SQ FT / 142 M²
INCLUDING VERANDA (194 SQ FT / 18 M²)

- Large veranda with patio furniture and floor-to-ceiling glass doors; bedroom two has additional veranda
- Living room with convertible sofa to accommodate an additional guest
- Sitting area; bedroom two has additional sitting area
- Separate dining area
- Twin beds or king-sized bed; bedroom two has additional twin beds or queen-sized bed
- Marble bathroom with double vanity, separate shower and full-sized bath, plus a powder room; bedroom two has additional marble bathroom with full-sized bath
- Savoir® Beds mattresses
- Walk-in wardrobe(s) with personal safe
- Vanity table(s)
- Writing desk(s)
- One 55" / 140 cm and one 40" / 102 cm flat-screen HD TVs in main suite, plus two 40" / 102 cm flat-screen HD TVs in bedroom two
- Interactive Media Library
- Bose® Sound system with bluetooth connectivity
- Illy® espresso machine
- Unlimited Premium Wifi




SILVER SUITE

Available as a one-bedroom configuration or as a two-bedroom by adjoining with a Panorama suite (as illustrated). One suite available as a wheelchair accessible suite.

ONE BEDROOM: 786 SQ FT / 73 M²
INCLUDING VERANDA (129 SQ FT / 12 M²)

TWO BEDROOM: 1119 SQ FT / 104 M²
INCLUDING VERANDA (129 SQ FT / 12 M²)

- Veranda with patio furniture and floor-to-ceiling glass doors
- Living room with convertible sofa to accommodate an additional guest
- Sitting area
- Separate dining area
- Twin beds or king-sized bed
- Marble bathroom with double vanity, full-sized bath, separate shower; bedroom two has additional marble bathroom with full-sized bath
- Wheelchair accessible suite has a marble bathroom with vanity and separate shower (no full-sized bath as illustrated)
- Walk-in wardrobe with personal safe
- Vanity table
- Writing desk
- One 55" / 140 cm and one 40" / 102 cm flat-screen HD TVs in main suite; plus two 40" / 102 cm flat-screen HD TVs in bedroom two
- Interactive Media Library
- Bose® Sound system with bluetooth connectivity
- Illy® espresso machine
- Unlimited Premium Wifi



DELUXE VERANDA SUITE SUPERIOR VERANDA SUITE CLASSIC VERANDA SUITE

Some Veranda Suites accommodate three guests. Deluxe Verandas offer preferred central location with identical accommodations to Classic and Superior Verandas.

387 SQ FT / 36 M²
INCLUDING VERANDA (65 SQ FT / 6 M²)

- Veranda with patio furniture and floor-to-ceiling glass doors
- Sitting area
- Twin beds or queen-sized bed
- Marble bathroom with vanity, full-sized bath, separate shower
- Walk-in wardrobe with personal safe
- Writing desk
- Two 40" / 102 cm flat-screen HD TVs
- Interactive Media Library
- Unlimited Standard Wifi




PANORAMA SUITE

Available as a one bedroom configuration.

334 SQ FT / 31 M² – DECK 9

- Sitting area
- Twin beds or queen-sized bed
- Marble bathroom with vanity, full-sized bath, separate shower
- Walk-in wardrobe with personal safe
- Writing desk
- Two 40" / 102 cm flat-screen HD TVs
- Interactive Media Library
- Unlimited Standard Wifi



VISTA SUITE

Some Vista Suites are available as a wheelchair accessible suite.*

334 SQ FT / 31 M² – DECK 4
WHEELCHAIR ACCESSIBLE SUITE: 440-646 SQ FT / 41-60 M²

- Sitting area
- Twin beds or queen-sized bed
- Marble bathroom with vanity, full-sized bath, separate shower
- Wheelchair accessible suite has a marble bathroom with vanity and separate shower (no full-sized bath)
- Walk-in wardrobe with personal safe; wheelchair accessible suites fitted with cupboards and wardrobe with personal safe
- Writing desk
- Two 40" / 102 cm flat-screen HD TVs
- Interactive Media Library
- Unlimited Standard Wifi

Images are intended as a general reference. Features, materials, finishes and layout may be different than shown.

* Wheelchair accessible suite does not include full-sized bath

