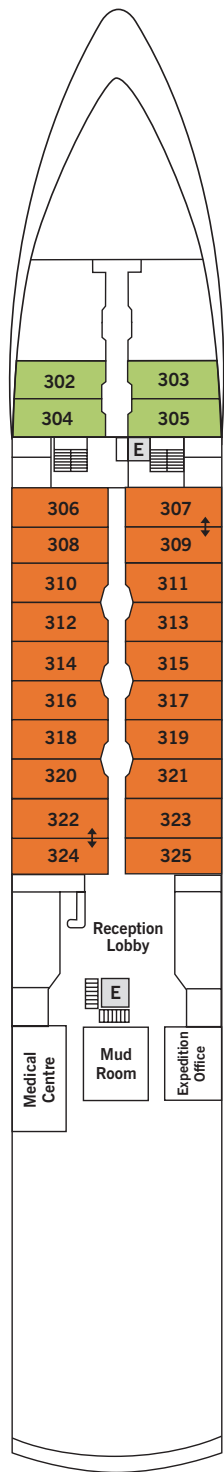
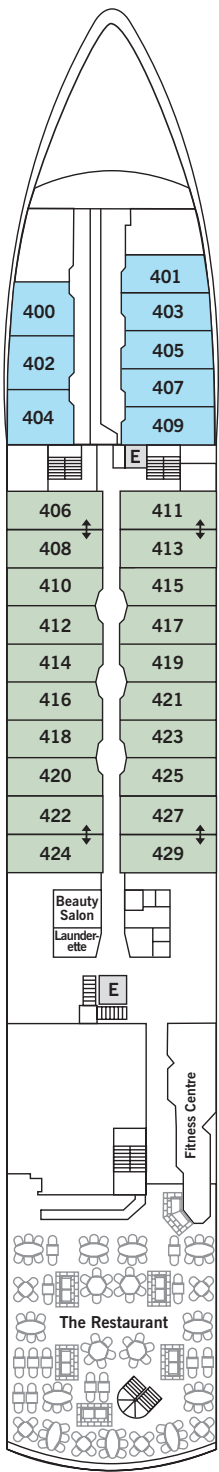


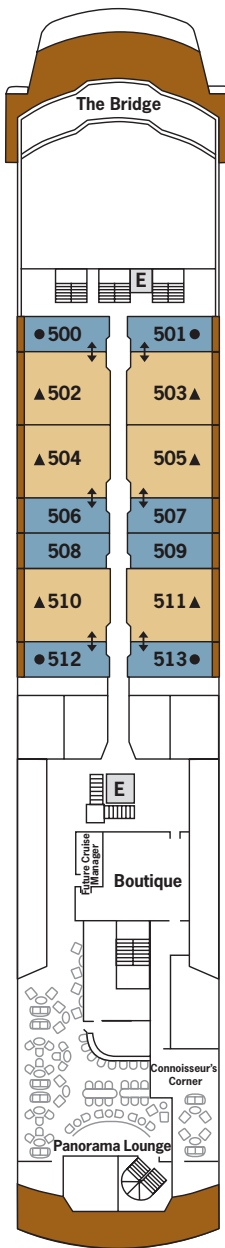
SILVER EXPLORER – Deck Plans



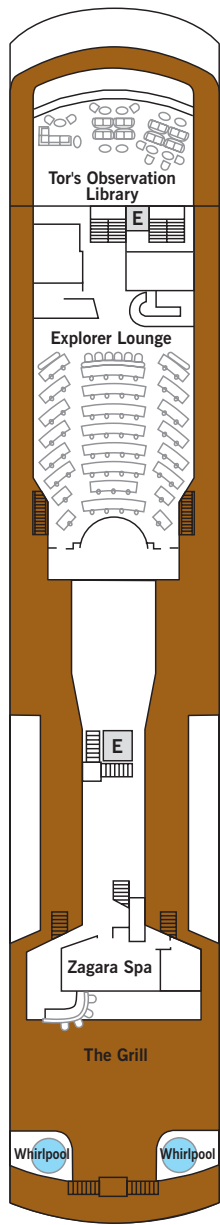
DECK 3
Reception Desk
Medical Centre
Mud Room
Expedition Office



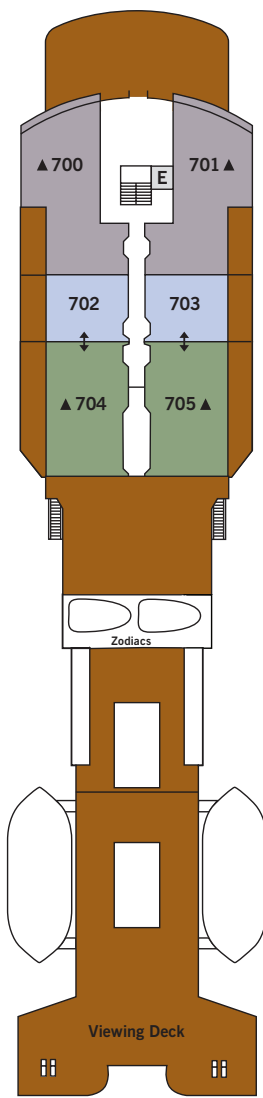
DECK 4
Beauty Salon
Launderette
Fitness Centre
The Restaurant



DECK 5
The Bridge
Boutique
Future Cruise Manager
Connoisseur's Corner
Panorama Lounge



DECK 6
Tor's Observation Library
Explorer Lounge
Zagara Beauty Spa
The Grill
Whirlpools



DECK 7
Viewing Deck



SUITE CATEGORIES

- Owner's Suite
- Grand Suite
- Silver Suite
- Medallion Suite
- Veranda Suite
- Vista Suite
- View Suite
- Explorer Suite
- Adventurer Suite

SPECIFICATIONS

- Lloyd's register
- Ice-class rating1A
- Crew 118
- Officers International
- Guests 144
- Tonnage 6,072
- Length 354 Feet/107.9 Metres
- Width 52 Feet/15.8 Metres
- Speed 14 Knots
- Passenger Decks 5
- 3rd Guest Capacity ▲
- Queen beds ●
- Connecting suites ⇕
- 702/704, 703/705, 500/502, 501/503, 504/506, 505/507, 510/512, 511/513, 307/309, 324/322, 406/408, 411/413, 422/424, 427/429
- Refurbished 2018
- Registry Bahamas

Deckplans are for illustration purposes only and may be subject to change

Suite diagrams shown are for illustration purposes only and may vary from actual square footage. Please refer to suite specifications for square footage.

SILVER EXPLORER – Suite Diagrams

All suites feature:

- Butler service
 - Refrigerator and bar setup stocked with your preferences
- Plush bathrobe
 - Pillow menu
 - Luxury bath amenities
 - Personalised stationery
- Umbrella
 - Direct dial telephone(s)
 - 220-volt outlets
 - Complimentary Wifi for all suites
- Flat-screen television(s) with Interactive Media Library
 - Champagne on arrival



OWNER’S SUITE

Owner’s Suites can accommodate three guests.

728 SQ. FT. / 67 M² INCLUDING PRIVATE BALCONY (158 SQ. FT. / 15 M²)

- Balcony with patio furniture and floor-to-ceiling glass doors
- Living room with sitting area
- Twin beds or queen-sized bed
- Marble bathroom, with full-sized bath and separate shower
- Fitted wardrobe with personal safe
- Walk-in closet
- Vanity table with hair dryer
- Writing desk
- Illy® espresso machine
- Unlimited Premium Wifi




GRAND SUITE

Grand Suites can accommodate three guests.

618 SQ. FT. / 57 M² INCLUDING PRIVATE BALCONY (86 SQ. FT. / 8 M²)

- Balcony with patio furniture and floor-to-ceiling glass doors
- Living room with sitting area
- Twin beds or queen-sized bed
- Marble bathroom with full-sized bath and separate shower
- Fitted wardrobe with personal safe
- Walk-in closet
- Vanity table with hair dryer
- Writing desk
- Illy® espresso machine
- Unlimited Premium Wifi



SILVER SUITE

Silver Suites can accommodate three guests.

SILVER SUITE — 422 SQ. FT./39 M² INCLUDING 2 FRENCH BALCONIES (30 SQ. FT. / 3 M²)

- Two French balconies with floor-to-ceiling glass doors
- Living room (with convertible sofa to accommodate an additional guest)
- Twin beds or queen-sized bed
- Marble bathroom with full-sized bath and separate shower
- Fitted wardrobe with personal safe
- Vanity table with hair dryer
- Sitting area with writing desk
- Illy® espresso machine
- Unlimited Premium Wifi



MEDALLION SUITE

400 SQ. FT. / 37 M² INCLUDING PRIVATE BALCONY (86 SQ. FT. / 8 M²)

- Balcony with patio furniture and floor-to-ceiling glass doors
- Twin beds or queen-sized bed
- Marble bathroom with full-sized bath and separate shower
- Fitted wardrobe with personal safe
- Sitting area with writing desk
- Vanity table with hair dryer
- Illy® espresso machine
- Unlimited Premium Wifi




VERANDA/VISTA/VIEW SUITE

VERANDA SUITE — 206 - 216 SQ. FT./ 19 - 20 M² INCLUDING FRENCH BALCONY (16 SQ. FT. / 1.5 M²)

VISTA SUITE — 192 SQ. FT. / 18 M² WITH LARGE PICTURE WINDOW

VIEW SUITE — 192 SQ. FT. / 18 M² WITH VIEW WINDOW

- French balcony with floor-to-ceiling glass doors (Veranda Suite)
- Large picture window providing panoramic ocean views (Vista Suite)
- View window (View Suite)
- Twin beds or queen-sized bed
- Marble bathroom with shower
- Fitted wardrobe with personal safe
- Sitting area with writing desk
- Hair dryer
- Unlimited Standard Wifi



EXPLORER SUITE ADVENTURER SUITE

EXPLORER SUITE — 175 – 190 SQ. FT./ 16 – 18 M² WITH VIEW WINDOW

ADVENTURER SUITE — 157 – 167 SQ. FT./ 14 – 15 M² WITH 2 PORTHOLES

- View window (Explorer Suite)
- Two portholes (Adventurer Suite)
- Twin beds or queen-sized bed
- Marble bathroom with shower
- Fitted wardrobe with personal safe
- Sitting area with writing desk
- Hair dryer
- Unlimited Standard Wifi

LARGE PICTURE WINDOW:
47in. x 43in. / 120cm x 110cm
VIEW WINDOW:
31.5in. x 31.5in. / 80cm x 80cm
PORTHOLE:
15.75in. diameter / 40cm diameter

Suite diagrams and deck plans are for illustration purposes only.

