

The **Vector Seating System** is a modern, modular design that goes in whatever direction your seating needs take. This highly customizable line invites you to mix interchangeable bench and planter modules, choose materials and finishes to suit your design scheme, and personalize your layouts with optional seat backs and seat dividers, LED accent lighting below bench seats, and/or side panels in stainless steel. Coordinating Vector Table Ensembles expand the line's reach.

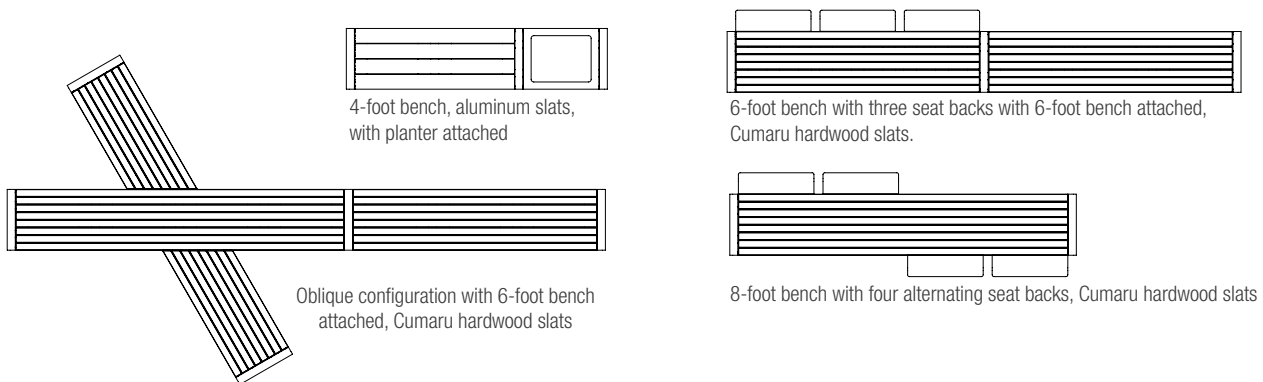
## MATERIAL & CONSTRUCTION DETAILS

CONFIGURATIONS	SIDE PANEL OPTIONS	PLANTER MODULE
<ul style="list-style-type: none"> <li>• There are seven basic components to the Vector Seating System: four linear benches (2-, 4-, 6-, and 8-foot lengths), a 2' planter module, and two 120° angle benches. The components can be specified to connect to each other in a linear fashion and/or branch off of the sides.</li> <li>• In addition to linear benches, standard configurations include Tri-Hub and Oblique. See page 7 for details.</li> <li>• All seating components are available with or without seat backs. Seat backs are not available at some connection points.</li> <li>• Wall-top configurations are also available. Please contact us to discuss your project's specific requirements.</li> </ul>	<ul style="list-style-type: none"> <li>• All seating components are available with or without side panels on one or both sides.</li> <li>• Stainless steel side panels are available in three stainless steel finishes or can be powdercoated. Side panels can be specified with Rainfall perforation or no pattern. See page 2 for details.</li> </ul>	<ul style="list-style-type: none"> <li>• Planter frame is aluminum with a powdercoat finish.</li> <li>• Planter capacity is 14 gallons.</li> <li>• Planter liner is molded polyethylene. Drainage holes are optional.</li> <li>• Stainless steel side panels are available in the same finishes and pattern as bench components. See page 2 for details.</li> </ul>
FRAME AND SEAT OPTIONS	OPTIONAL SEAT DIVIDERS	LED ACCENT LIGHTING
<ul style="list-style-type: none"> <li>• Frame is aluminum with a powdercoat finish.</li> <li>• Seats are available in two material options.</li> <li>• FSC® 100% Cumaru hardwood seat slats (8 slats per bench) have a natural oiled finish that enhances the wood's rich color (FSC License Code: FSC-C004453).</li> <li>• Extruded aluminum seat slats (4 slats per bench) feature a lightly grooved surface for enhanced appearance and a non-slip feel. Aluminum slats are powdercoated. See the Forms+Surfaces Powdercoat Chart for details.</li> <li>• Optional aluminum seat backs are powdercoated to match the bench frame.</li> </ul>	<ul style="list-style-type: none"> <li>• Cast aluminum end and intermediate seat dividers are available for all of the seating components.</li> <li>• Seat dividers are powdercoated to match the frame.</li> <li>• Due to the inherent nature of metal castings, gloss powdercoats are not offered for cast components.</li> </ul>	<ul style="list-style-type: none"> <li>• Optional LED accent lighting is available for all seating components.</li> <li>• Accent lighting attaches to the underside of the seating components.</li> <li>• Accent lighting is offered in 3000K warm white and 4000K cool white LEDs.</li> </ul>

## INSTALLATION & MAINTENANCE

INSTALLATION	MAINTENANCE
<ul style="list-style-type: none"> <li>• The Vector Seating System can be freestanding or surface mounted.</li> <li>• Configurations with seat backs must be surface mounted.</li> <li>• Stainless steel anchors and mounting bolts are sold separately.</li> <li>• Wall-top mounting is customized per project.</li> <li>• Can be shipped flat packed.</li> </ul>	<ul style="list-style-type: none"> <li>• Metal surfaces can be cleaned as needed using a soft cloth or brush with warm water and a mild detergent. Avoid abrasive cleaners.</li> <li>• Cumaru hardwood slats can be maintained by re-oiling as needed with Penofin® hardwood finish or similar products.</li> </ul>


## EXAMPLE CONFIGURATIONS



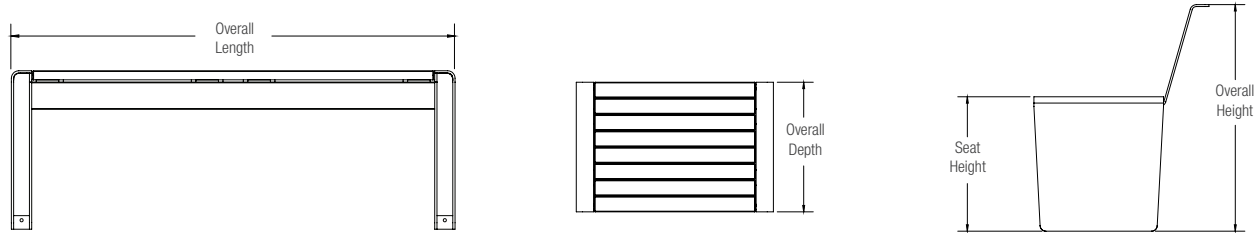
## OPTIONAL STAINLESS STEEL SIDE PANELS

Seating components are available with or without side panels. Side panels can be specified with or without Rainfall Perforation and in one of three stainless steel finishes - Diamond, Sandstone, or Satin.

## SIDE PANEL PERFORATION PATTERN: RAINFALL



## STANDALONE BENCH NOMINAL DIMENSIONS



MODEL	OVERALL LENGTH	OVERALL DEPTH	OVERALL HEIGHT*	SEAT HEIGHT	OVERALL WEIGHT**	
					WITHOUT SIDE PANELS	TWO STAINLESS STEEL SIDE PANELS
SBVTR-24C-2E-0B	25.7" (653 mm)	16.9" (429 mm)	17.5" (445 mm)	17.5" (445 mm)	53 lbs (24 kg)	73 lbs (33 kg)
SBVTR-24C-2E-1B	25.7" (653 mm)	16.9" (429 mm)	29.5" (749 mm)	17.5" (445 mm)	68 lbs (31 kg)	88 lbs (40 kg)
SBVTR-24A-2E-0B	25.7" (653 mm)	16.9" (429 mm)	17.5" (445 mm)	17.5" (445 mm)	56 lbs (25 kg)	76 lbs (34 kg)
SBVTR-24A-2E-1B	25.7" (653 mm)	16.9" (429 mm)	29.5" (749 mm)	17.5" (445 mm)	71 lbs (32 kg)	91 lbs (41 kg)
SBVTR-48C-2E-0B	49.1" (1247 mm)	16.9" (429 mm)	17.5" (445 mm)	17.5" (445 mm)	72 lbs (33 kg)	106 lbs (48 kg)
SBVTR-48C-2E-2B	49.1" (1247 mm)	16.9" (429 mm)	29.5" (749 mm)	17.5" (445 mm)	102 lbs (46 kg)	136 lbs (62 kg)
SBVTR-48A-2E-0B	49.1" (1247 mm)	16.9" (429 mm)	17.5" (445 mm)	17.5" (445 mm)	78 lbs (35 kg)	112 lbs (51 kg)
SBVTR-48A-2E-2B	49.1" (1247 mm)	16.9" (429 mm)	29.5" (749 mm)	17.5" (445 mm)	108 lbs (49 kg)	142 lbs (64 kg)
SBVTR-72C-2E-0B	72.5" (1842 mm)	16.9" (429 mm)	17.5" (445 mm)	17.5" (445 mm)	92 lbs (42 kg)	138 lbs (63 kg)
SBVTR-72C-2E-3B	72.5" (1842 mm)	16.9" (429 mm)	29.5" (749 mm)	17.5" (445 mm)	137 lbs (62 kg)	183 lbs (83 kg)
SBVTR-72A-2E-0B	72.5" (1842 mm)	16.9" (429 mm)	17.5" (445 mm)	17.5" (445 mm)	101 lbs (46 kg)	147 lbs (67 kg)
SBVTR-72A-2E-3B	72.5" (1842 mm)	16.9" (429 mm)	29.5" (749 mm)	17.5" (445 mm)	146 lbs (66 kg)	192 lbs (87 kg)

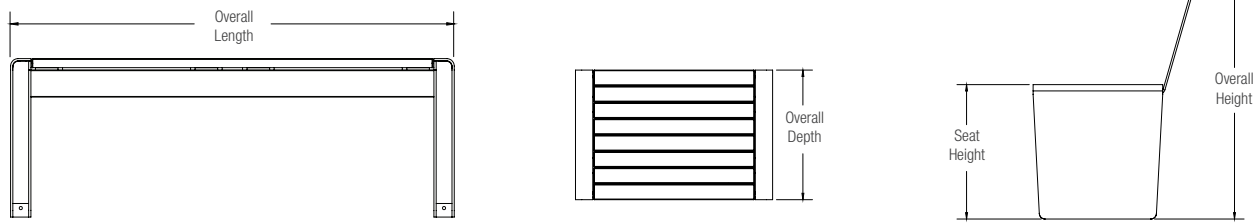
\*Add 12" (305 mm) for optional seat back.

\*Add 2.5" (64 mm) for optional end or intermediate seat divider.

\*\*Add 15 lbs (7 kg) for each additional optional seat back.

\*\*Add 2 lbs (1 kg) for each additional optional end or intermediate seat divider.

## STANDALONE BENCH NOMINAL DIMENSIONS (CONTINUED)



MODEL	OVERALL LENGTH	OVERALL DEPTH	OVERALL HEIGHT*	SEAT HEIGHT	OVERALL WEIGHT**	
					WITHOUT SIDE PANELS	TWO STAINLESS STEEL SIDE PANELS
SBVTR-96C-2E-0B	95.9" (2436 mm)	16.9" (429 mm)	17.5" (445 mm)	17.5" (445 mm)	111 lbs (50 kg)	169 lbs (77 kg)
SBVTR-96C-2E-4B	95.9" (2436 mm)	16.9" (429 mm)	29.5" (749 mm)	17.5" (445 mm)	171 lbs (78 kg)	229 lbs (104 kg)
SBVTR-96A-2E-0B	95.9" (2436 mm)	16.9" (429 mm)	17.5" (445 mm)	17.5" (445 mm)	124 lbs (56 kg)	182 lbs (83 kg)
SBVTR-96A-2E-4B	95.9" (2436 mm)	16.9" (429 mm)	29.5" (749 mm)	17.5" (445 mm)	184 lbs (83 kg)	242 lbs (110 kg)

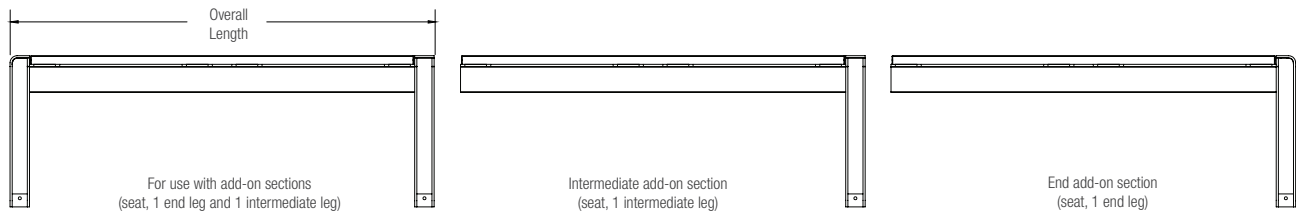
\*Add 12" (305 mm) for optional seat back.

\*Add 2.5" (64 mm) for optional end or intermediate seat divider.

\*\*Add 15 lbs (7 kg) for each additional optional seat back.

\*\*Add 2 lbs (1 kg) for each additional optional end or intermediate seat divider.

## ADD-ON BENCH NOMINAL DIMENSIONS



MODEL	OVERALL LENGTH	OVERALL DEPTH	OVERALL HEIGHT*	SEAT HEIGHT	OVERALL WEIGHT**	
					WITHOUT SIDE PANELS	TWO STAINLESS STEEL SIDE PANELS
SBVTR-24C-1E1M-0B	25.7" (653 mm)	16.9" (429 mm)	17.5" (445 mm)	17.5" (445 mm)	53 lbs (24 kg)	73 lbs (33 kg)
SBVTR-24C-1M-0B	23.4" (594 mm)	16.9" (429 mm)	17.5" (445 mm)	17.5" (445 mm)	36 lbs (16 kg)	56 lbs (25 kg)
SBVTR-24C-1E-0B	23.4" (594 mm)	16.9" (429 mm)	17.5" (445 mm)	17.5" (445 mm)	36 lbs (16 kg)	56 lbs (25 kg)
SBVTR-24A-1E1M-0B	25.7" (653 mm)	16.9" (429 mm)	17.5" (445 mm)	17.5" (445 mm)	56 lbs (25 kg)	76 lbs (34 kg)
SBVTR-24A-1M-0B	23.4" (594 mm)	16.9" (429 mm)	17.5" (445 mm)	17.5" (445 mm)	39 lbs (18 kg)	59 lbs (27 kg)
SBVTR-24A-1E-0B	23.4" (594 mm)	16.9" (429 mm)	17.5" (445 mm)	17.5" (445 mm)	39 lbs (18 kg)	59 lbs (27 kg)

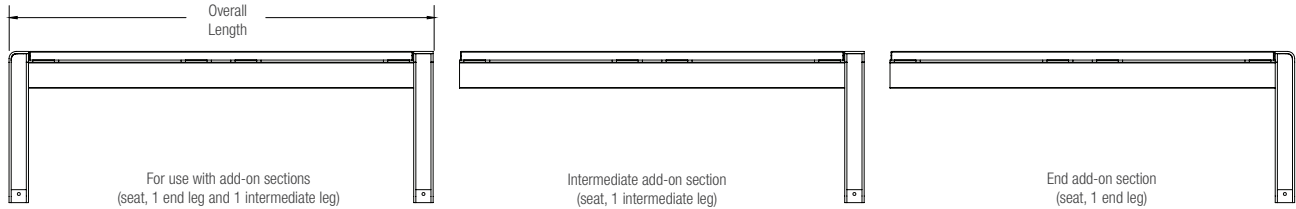
\*Add 12" (305 mm) for optional seat back.

\*Add 2.5" (64 mm) for optional end or intermediate seat divider.

\*\*Add 15 lbs (7 kg) for each additional optional seat back.

\*\*Add 2 lbs (1 kg) for each additional optional end or intermediate seat divider.

## ADD-ON BENCH NOMINAL DIMENSIONS (CONTINUED)



MODEL	OVERALL LENGTH	OVERALL DEPTH	OVERALL HEIGHT*	SEAT HEIGHT	OVERALL WEIGHT**	
					WITHOUT SIDE PANELS	TWO STAINLESS STEEL SIDE PANELS
SBVTR-48C-1E1M-0B	49.1" (1247 mm)	16.9" (429 mm)	17.5" (445 mm)	17.5" (445 mm)	72 lbs (33 kg)	106 lbs (48 kg)
SBVTR-48C-1M-0B	46.8" (1189 mm)	16.9" (429 mm)	17.5" (445 mm)	17.5" (445 mm)	56 lbs (25 kg)	90 lbs (41 kg)
SBVTR-48C-1E-0B	46.8" (1189 mm)	16.9" (429 mm)	17.5" (445 mm)	17.5" (445 mm)	56 lbs (25 kg)	90 lbs (41 kg)
SBVTR-48A-1E1M-0B	49.1" (1247 mm)	16.9" (429 mm)	17.5" (445 mm)	17.5" (445 mm)	78 lbs (35 kg)	112 lbs (51 kg)
SBVTR-48A-1M-0B	46.8" (1189 mm)	16.9" (429 mm)	17.5" (445 mm)	17.5" (445 mm)	62 lbs (28 kg)	96 lbs (44 kg)
SBVTR-48A-1E-0B	46.8" (1189 mm)	16.9" (429 mm)	17.5" (445 mm)	17.5" (445 mm)	62 lbs (28 kg)	96 lbs (44 kg)
SBVTR-72C-1E1M-0B	72.5" (1842 mm)	16.9" (429 mm)	17.5" (445 mm)	17.5" (445 mm)	92 lbs (42 kg)	138 lbs (63 kg)
SBVTR-72C-1M-0B	70.3" (1786 mm)	16.9" (429 mm)	17.5" (445 mm)	17.5" (445 mm)	75 lbs (34 kg)	121 lbs (55 kg)
SBVTR-72C-1E-0B	70.3" (1786 mm)	16.9" (429 mm)	17.5" (445 mm)	17.5" (445 mm)	75 lbs (34 kg)	121 lbs (55 kg)
SBVTR-72A-1E1M-0B	72.5" (1842 mm)	16.9" (429 mm)	17.5" (445 mm)	17.5" (445 mm)	101 lbs (46 kg)	147 lbs (67 kg)
SBVTR-72A-1M-0B	70.3" (1786 mm)	16.9" (429 mm)	17.5" (445 mm)	17.5" (445 mm)	84 lbs (38 kg)	130 lbs (59 kg)
SBVTR-72A-1E-0B	70.3" (1786 mm)	16.9" (429 mm)	17.5" (445 mm)	17.5" (445 mm)	84 lbs (38 kg)	130 lbs (59 kg)
SBVTR-96C-1E1M-0B	95.9" (2436 mm)	16.9" (429 mm)	17.5" (445 mm)	17.5" (445 mm)	111 lbs (50 kg)	169 lbs (77 kg)
SBVTR-96C-1M-0B	93.7" (2380 mm)	16.9" (429 mm)	17.5" (445 mm)	17.5" (445 mm)	94 lbs (43 kg)	152 lbs (69 kg)
SBVTR-96C-1E-0B	93.7" (2380 mm)	16.9" (429 mm)	17.5" (445 mm)	17.5" (445 mm)	94 lbs (43 kg)	152 lbs (69 kg)
SBVTR-96A-1E1M-0B	95.9" (2436 mm)	16.9" (429 mm)	17.5" (445 mm)	17.5" (445 mm)	124 lbs (56 kg)	182 lbs (83 kg)
SBVTR-96A-1M-0B	93.7" (2380 mm)	16.9" (429 mm)	17.5" (445 mm)	17.5" (445 mm)	107 lbs (49 kg)	165 lbs (75 kg)
SBVTR-96A-1E-0B	93.7" (2380 mm)	16.9" (429 mm)	17.5" (445 mm)	17.5" (445 mm)	107 lbs (49 kg)	165 lbs (75 kg)

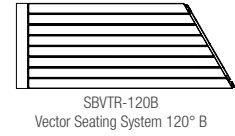
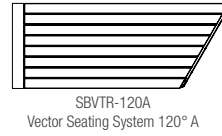
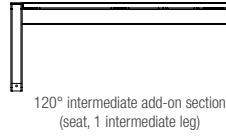
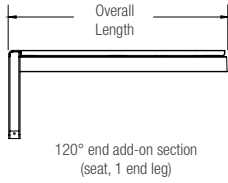
\*Add 12" (305 mm) for optional seat back.

\*Add 2.5" (64 mm) for optional end or intermediate seat divider.

\*\*Add 15 lbs (7 kg) for each additional optional seat back.

\*\*Add 2 lbs (1 kg) for each additional optional end or intermediate seat divider.

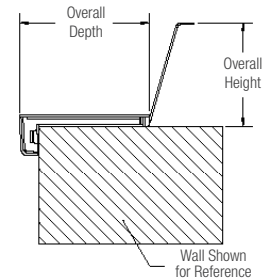
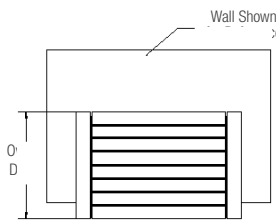
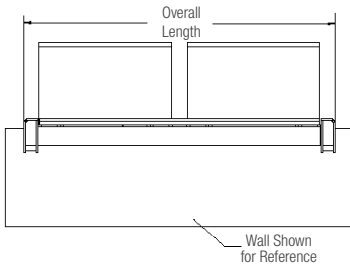
## ADD-ON BENCH NOMINAL DIMENSIONS (CONTINUED)



MODEL	OVERALL LENGTH	OVERALL DEPTH	OVERALL HEIGHT*	SEAT HEIGHT	OVERALL WEIGHT**	
					WITHOUT SIDE PANELS	TWO STAINLESS STEEL SIDE PANELS
SBVTR-120AC-1E-0B	43.2" (1097.28 mm)	16.9" (429 mm)	17.5" (445 mm)	17.5" (445 mm)	50 lbs (23 kg)	75 lbs (34 kg)
SBVTR-120AC-1M-0B	43.2" (1097.28 mm)	16.9" (429 mm)	17.5" (445 mm)	17.5" (445 mm)	50 lbs (23 kg)	75 lbs (34 kg)
SBVTR-120AA-1E-0B	43.2" (1097.28 mm)	16.9" (429 mm)	17.5" (445 mm)	17.5" (445 mm)	55 lbs (25 kg)	80 lbs (36 kg)
SBVTR-120AA-1M-0B	43.2" (1097.28 mm)	16.9" (429 mm)	17.5" (445 mm)	17.5" (445 mm)	55 lbs (25 kg)	80 lbs (36 kg)
SBVTR-120BC-1E-0B	43.2" (1097.28 mm)	16.9" (429 mm)	17.5" (445 mm)	17.5" (445 mm)	50 lbs (23 kg)	75 lbs (34 kg)
SBVTR-120BC-1M-0B	43.2" (1097.28 mm)	16.9" (429 mm)	17.5" (445 mm)	17.5" (445 mm)	50 lbs (23 kg)	75 lbs (34 kg)
SBVTR-120BA-1E-0B	43.2" (1097.28 mm)	16.9" (429 mm)	17.5" (445 mm)	17.5" (445 mm)	55 lbs (25 kg)	80 lbs (36 kg)
SBVTR-120BA-1M-0B	43.2" (1097.28 mm)	16.9" (429 mm)	17.5" (445 mm)	17.5" (445 mm)	55 lbs (25 kg)	80 lbs (36 kg)

- \*Add 12" (305 mm) for optional seat back.
- \*Add 2.5" (64 mm) for optional end or intermediate seat divider.
- \*\*Add 15 lbs (7 kg) for each additional optional seat back.
- \*\*Add 2 lbs (1 kg) for each additional optional end or intermediate seat divider.

## WALL-MOUNT BENCH NOMINAL DIMENSIONS



MODEL	OVERALL LENGTH	OVERALL DEPTH	OVERALL HEIGHT	OVERALL WEIGHT
SBVTR-24C-2E-0B-W	25.8" (655 mm)	16.9" (429 mm)	1.5" (38 mm)	25 lbs (11.4 kg)
SBVTR-24C-2E-1B-W	25.8" (655 mm)	16.9" (429 mm)	13.5" (343 mm)	33 lbs (15 kg)
SBVTR-24A-2E-0B-W	25.8" (655 mm)	16.9" (429 mm)	1.5" (445 mm)	28 lbs (12.7 kg)
SBVTR-24A-2E-1B-W	25.8" (655 mm)	16.9" (429 mm)	13.5" (749 mm)	36 lbs (16.3 kg)
SBVTR-48C-2E-0B-W	49.2" (1250 mm)	16.9" (429 mm)	1.5" (445 mm)	41 lbs (18.6 kg)
SBVTR-48C-2E-2B-W	49.2" (1250 mm)	16.9" (429 mm)	13.5" (749 mm)	58 lbs (26.3 kg)

- \*Add 12" (305 mm) for optional seat back.
- \*Add 2.5" (64 mm) for optional end or intermediate seat divider.
- \*\*Add 15 lbs (7 kg) for each additional optional seat back.
- \*\*Add 2 lbs (1 kg) for each additional optional end or intermediate seat divider.

## WALL-MOUNT BENCH NOMINAL DIMENSIONS (CONTINUED)

MODEL	OVERALL LENGTH	OVERALL DEPTH	OVERALL HEIGHT	OVERALL WEIGHT
SBVTR-48A-2E-0B-W	49.2" (1250 mm)	16.9" (429 mm)	1.5" (445 mm)	47 lbs (21.3 kg)
SBVTR-48A-2E-2B-W	49.2" (1250 mm)	16.9" (429 mm)	13.5" (749 mm)	64 lbs (29 kg)
SBVTR-72C-2E-0B-W	72.6" (1844 mm)	16.9" (429 mm)	1.5" (445 mm)	57 lbs (25.9 kg)
SBVTR-72C-2E-3B-W	72.6" (1844 mm)	16.9" (429 mm)	13.5" (749 mm)	83 lbs (37.6 kg)
SBVTR-72A-2E-0B-W	72.6" (1844 mm)	16.9" (429 mm)	1.5" (445 mm)	66 lbs (30 kg)
SBVTR-72A-2E-3B-W	72.6" (1844 mm)	16.9" (429 mm)	13.5" (749 mm)	92 lbs (41.7 kg)
SBVTR-96C-2E-0B-W	96" (2438 mm)	16.9" (429 mm)	1.5" (445 mm)	74 lbs (33.6 kg)
SBVTR-96C-2E-4B-W	96" (2438 mm)	16.9" (429 mm)	13.5" (749 mm)	108 lbs (49 kg)
SBVTR-96A-2E-0B-W	96" (2438 mm)	16.9" (429 mm)	1.5" (445 mm)	86 lbs (39 kg)
SBVTR-96A-2E-4B-W	96" (2438 mm)	16.9" (429 mm)	13.5" (749 mm)	120 lbs (54.4 kg)

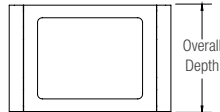
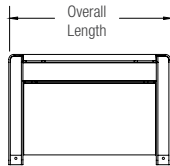
\*Add 12" (305 mm) for optional seat back.

\*Add 2.5" (64 mm) for optional end or intermediate seat divider.

\*\*Add 15 lbs (7 kg) for each additional optional seat back.

\*\*Add 2 lbs (1 kg) for each additional optional end or intermediate seat divider.

## PLANTER NOMINAL DIMENSIONS

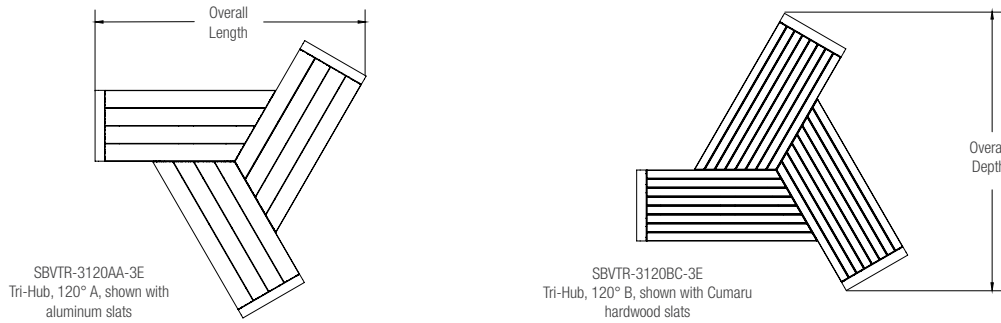


MODEL	OVERALL LENGTH	OVERALL DEPTH	OVERALL HEIGHT	OVERALL WEIGHT
SNVTR-14S-2E	25.7" (653 mm)	16.9" (429 mm)	17.5" (445 mm)	75 lbs (34 kg)
SNVTR-14V-2E	25.7" (653 mm)	16.9" (429 mm)	17.5" (445 mm)	91 lbs (41 kg)
SNVTR-14S-1E1M	25.7" (653 mm)	16.9" (429 mm)	17.5" (445 mm)	75 lbs (34 kg)
SNVTR-14V-1E1M	25.7" (653 mm)	16.9" (429 mm)	17.5" (445 mm)	91 lbs (41 kg)
SNVTR-14S-2M	25.7" (653 mm)	16.9" (429 mm)	17.5" (445 mm)	75 lbs (34 kg)
SNVTR-14V-2M	25.7" (653 mm)	16.9" (429 mm)	17.5" (445 mm)	91 lbs (41 kg)

## STANDARD CONFIGURATIONS

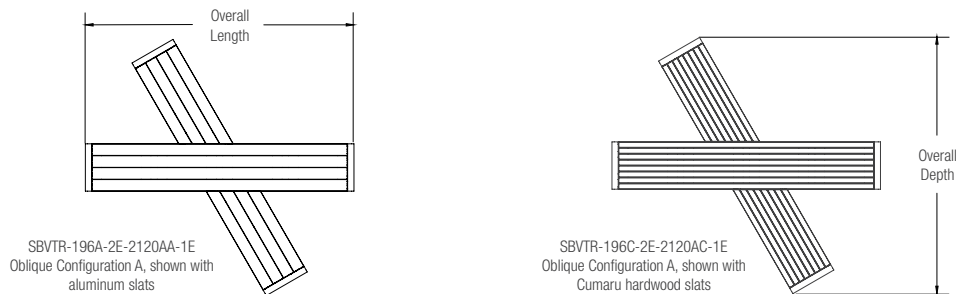
Tri-hub and Oblique are two standard configurations available for Vector Seating System, but there are endless possibilities for custom layouts. The examples shown are just a starting point; please contact us for details on your specific project.

### TRI-HUB CONFIGURATION



MODEL	OVERALL LENGTH	OVERALL DEPTH	OVERALL HEIGHT*	SEAT HEIGHT	OVERALL WEIGHT**
SBVTR-3120AC-3E	64.5" (1639 mm)	66" (1676 mm)	17.5" (445 mm)	17.5" (445 mm)	150 lbs (68 kg)
SBVTR-3120AA-3E	64.5" (1639 mm)	66" (1676 mm)	17.5" (445 mm)	17.5" (445 mm)	164 lbs (74 kg)
SBVTR-3120BC-3E	64.5" (1639 mm)	66" (1676 mm)	17.5" (445 mm)	17.5" (445 mm)	150 lbs (68 kg)
SBVTR-3120BA-3E	64.5" (1639 mm)	66" (1676 mm)	17.5" (445 mm)	17.5" (445 mm)	164 lbs (74 kg)

### OBLIQUE CONFIGURATION A



MODEL	OVERALL LENGTH	OVERALL DEPTH	OVERALL HEIGHT*	SEAT HEIGHT	OVERALL WEIGHT**
SBVTR-196C-2E-2120AJ-1E	95.9" (2436 mm)	91.5" (2336 mm)	17.5" (445 mm)	17.5" (445 mm)	211 lbs (96 kg)
SBVTR-196A-2E-2120AA-1E	95.9" (2436 mm)	91.5" (2336 mm)	17.5" (445 mm)	17.5" (445 mm)	233 lbs (106 kg)

\*Add 12" (305 mm) for optional seat back.

\*Add 2.5" (64 mm) for optional end or intermediate seat divider.

\*\*Add 15 lbs (7 kg) for each additional optional seat back.

\*\*Add 2 lbs (1 kg) for each additional optional end or intermediate seat divider.

## MODEL NUMBERS AND DESCRIPTIONS: BENCHES

MODEL	DESCRIPTION
SBVTR-24C-2E-0B	Vector Seating System, 2-foot, Cumaru hardwood slats, standalone, no seat back
SBVTR-24C-2E-1B	Vector Seating System, 2-foot, Cumaru hardwood slats, standalone, one seat back
SBVTR-24C-1E1M-0B	Vector Seating System, 2-foot, Cumaru hardwood slats, one end leg, one intermediate leg, no seat back
SBVTR-24C-1M-0B	Vector Seating System, 2-foot, Cumaru hardwood slats, one intermediate leg, no seat back
SBVTR-24C-1E-0B	Vector Seating System, 2-foot, Cumaru hardwood slats, one end leg, no seat back
SBVTR-24A-2E-0B	Vector Seating System, 2-foot, aluminum slats, standalone, no seat back
SBVTR-24A-2E-1B	Vector Seating System, 2-foot, aluminum slats, standalone, one seat back
SBVTR-24A-1E1M-0B	Vector Seating System, 2-foot, aluminum slats, one intermediate leg, one end leg, no seat back
SBVTR-24A-1M-0B	Vector Seating System, 2-foot, aluminum slats, one intermediate leg, no seat back
SBVTR-24A-1E-0B	Vector Seating System, 2-foot, aluminum slats, one end leg, no seat back

MODEL	DESCRIPTION
SBVTR-48C-2E-0B	Vector Seating System, 4-foot, Cumaru hardwood slats, standalone, no seat backs
SBVTR-48C-2E-2B	Vector Seating System, 4-foot, Cumaru hardwood slats, standalone, two seat backs
SBVTR-48C-1E1M-0B	Vector Seating System, 4-foot, Cumaru hardwood slats, one end leg, one intermediate leg, no seat backs
SBVTR-48C-1M-0B	Vector Seating System, 4-foot, Cumaru hardwood slats, one intermediate leg, no seat backs
SBVTR-48C-1E-0B	Vector Seating System, 4-foot, Cumaru hardwood slats, one end leg, no seat backs
SBVTR-48A-2E-0B	Vector Seating System, 4-foot, aluminum slats, standalone, no seat backs
SBVTR-48A-2E-2B	Vector Seating System, 4-foot, aluminum slats, standalone, two seat backs
SBVTR-48A-1E1M-0B	Vector Seating System, 4-foot, aluminum slats, one intermediate leg, one end leg, no seat backs
SBVTR-48A-1M-0B	Vector Seating System, 4-foot, aluminum slats, one intermediate leg, no seat backs
SBVTR-48A-1E-0B	Vector Seating System, 4-foot, aluminum slats, one end leg, no seat backs



## MODEL NUMBERS AND DESCRIPTIONS: BENCHES, CONTINUED

MODEL	DESCRIPTION
SBVTR-72C-2E-0B	Vector Seating System, 6-foot, Cumaru hardwood slats, standalone, no seat backs
SBVTR-72C-2E-3B	Vector Seating System, 6-foot, Cumaru hardwood slats, standalone, three seat backs
SBVTR-72C-1E1M-0B	Vector Seating System, 6-foot, Cumaru hardwood slats, one end leg, one intermediate leg, no seat backs
SBVTR-72C-1M-0B	Vector Seating System, 6-foot, Cumaru hardwood slats, one intermediate leg, no seat backs
SBVTR-72C-1E-0B	Vector Seating System, 6-foot, Cumaru hardwood slats, one end leg, no seat backs
SBVTR-72A-2E-0B	Vector Seating System, 6-foot, aluminum slats, standalone, no seat backs
SBVTR-72A-2E-3B	Vector Seating System, 6-foot, aluminum slats, standalone, three seat backs
SBVTR-72A-1E1M-0B	Vector Seating System, 6-foot, aluminum slats, one intermediate leg, one end leg, no seat backs
SBVTR-72A-1M-0B	Vector Seating System, 6-foot, aluminum slats, one intermediate leg, no seat backs
SBVTR-72A-1E-0B	Vector Seating System, 6-foot, aluminum slats, one end leg, no seat backs

MODEL	DESCRIPTION
SBVTR-96C-2E-0B	Vector Seating System, 8-foot, Cumaru hardwood slats, standalone, no seat backs
SBVTR-96C-2E-4B	Vector Seating System, 8-foot, Cumaru hardwood slats, standalone, four seat backs
SBVTR-96C-1E1M-0B	Vector Seating System, 8-foot, Cumaru hardwood slats, one end leg, one intermediate leg, no seat backs
SBVTR-96C-1M-0B	Vector Seating System, 8-foot, Cumaru hardwood slats, one intermediate leg, no seat backs
SBVTR-96C-1E-0B	Vector Seating System, 8-foot, Cumaru hardwood slats, one end leg, no seat backs
SBVTR-96A-2E-0B	Vector Seating System, 8-foot, aluminum slats, standalone, no seat backs
SBVTR-96A-2E-4B	Vector Seating System, 8-foot, aluminum slats, standalone, four seat backs
SBVTR-96A-1E1M-0B	Vector Seating System, 8-foot, aluminum slats, one intermediate leg, one end leg, no seat backs
SBVTR-96A-1M-0B	Vector Seating System, 8-foot, aluminum slats, one intermediate leg, no seat backs
SBVTR-96A-1E-0B	Vector Seating System, 8-foot, aluminum slats, one end leg, no seat backs

MODEL	DESCRIPTION
SBVTR-120AC-1E-0B	Vector Seating System, 120° A, Cumaru hardwood slats, one end leg, no seat backs
SBVTR-120AC-1M-0B	Vector Seating System, 120° A, Cumaru hardwood slats, one intermediate leg, no seat backs
SBVTR-120AA-1E-0B	Vector Seating System, 120° A, aluminum slats, one end leg, no seat backs
SBVTR-120AA-1M-0B	Vector Seating System, 120° A, aluminum slats, one intermediate leg, no seat backs
SBVTR-120BC-1E-0B	Vector Seating System, 120° B, Cumaru hardwood slats, one end leg, no seat backs
SBVTR-120BC-1M-0B	Vector Seating System, 120° B, Cumaru hardwood slats, one intermediate leg, no seat backs
SBVTR-120BA-1E-0B	Vector Seating System, 120° B, aluminum slats, one end leg, no seat backs
SBVTR-120BA-1M-0B	Vector Seating System, 120° B, aluminum slats, one intermediate leg, no seat backs

## MODEL NUMBERS AND DESCRIPTIONS: BENCHES, CONTINUED

MODEL	DESCRIPTION
SBVTR-3120AC-3E	Vector Seating System, Tri-hub, 120° A, Cumaru hardwood slats, three end legs, no seat backs
SBVTR-3120AA-3E	Vector Seating System, Tri-hub, 120° A, aluminum slats, three end legs, no seat backs
SBVTR-3120BC-3E	Vector Seating System, Tri-hub, 120° B, Cumaru hardwood slats, three end legs, no seat backs
SBVTR-3120BA-3E	Vector Seating System, Tri-hub, 120° B, aluminum slats, three end legs, no seat backs
SBVTR-196C-2E-2120AC-1E	Vector Seating System, Oblique A, Cumaru hardwood slats, four end legs, no seat backs
SBVTR-196A-2E-2120AA-1E	Vector Seating System, Oblique A, aluminum slats, four end legs, no seat backs

## MODEL NUMBERS AND DESCRIPTIONS: WALL-TOP BENCHES

MODEL	DESCRIPTION
SBVTR-24C-2E-0B-W	Vector Seating System, 2-foot, Cumaru hardwood slats, wall-top mount
SBVTR-24C-2E-1B-W	Vector Seating System, 2-foot, Cumaru hardwood slats, wall-top mount, one seat back
SBVTR-24A-2E-0B-W	Vector Seating System, 2-foot, aluminum slats, wall-top mount
SBVTR-24A-2E-1B-W	Vector Seating System, 2-foot, aluminum slats, wall-top mount, one seat back
SBVTR-48C-2E-0B-W	Vector Seating System, 4-foot, Cumaru hardwood slats, wall-top mount, no seat backs
SBVTR-48C-2E-2B-W	Vector Seating System, 4-foot, Cumaru hardwood slats, wall-top mount, two seat backs
SBVTR-48A-2E-0B-W	Vector Seating System, 4-foot, aluminum slats, wall-top mount, no seat backs
SBVTR-48A-2E-2B-W	Vector Seating System, 4-foot, aluminum slats, wall-top mount, two seat backs
SBVTR-72C-2E-0B-W	Vector Seating System, 6-foot, Cumaru hardwood slats, wall-top mount, no seat backs
SBVTR-72C-2E-3B-W	Vector Seating System, 6-foot, Cumaru hardwood slats, wall-top mount, three seat backs
SBVTR-72A-2E-0B-W	Vector Seating System, 6-foot, aluminum slats, wall-top mount, no seat backs
SBVTR-72A-2E-3B-W	Vector Seating System, 6-foot, aluminum slats, wall-top mount, three seat backs
SBVTR-96C-2E-0B-W	Vector Seating System, 8-foot, Cumaru hardwood slats, wall-top mount, no seat backs
SBVTR-96C-2E-4B-W	Vector Seating System, 8-foot, Cumaru hardwood slats, wall-top mount, four seat backs
SBVTR-96A-2E-0B-W	Vector Seating System, 8-foot, aluminum slats, wall-top mount, no seat backs
SBVTR-96A-2E-4B-W	Vector Seating System, 8-foot, aluminum slats, wall-top mount, four seat backs

## PRODUCT OPTIONS: BENCHES\*

The following options are available for an upcharge

Stainless steel side panel(s) for 2-foot bench	Powdercoated aluminum seat backs
Stainless steel side panel(s) for 4-foot bench	LED accent lighting for 2-foot bench
Stainless steel side panel(s) for 6-foot bench	LED accent lighting for 4-foot bench
Stainless steel side panel(s) for 8-foot bench	LED accent lighting for 6-foot bench
Stainless steel side panel(s) for 120° bench	LED accent lighting for 8-foot bench
Add perforation pattern to optional stainless steel side panel(s)	LED accent lighting for 120° bench
Add powdercoat color from F+S Powdercoat Chart to optional stainless steel side panel(s)	Custom RAL powdercoat color
Powdercoated cast aluminum end and/or intermediate seat divider(s)	Add stainless steel mounting hardware

\*Not all options are available for wall-top benches; please contact us to discuss your specific needs.

## MODEL NUMBERS AND DESCRIPTIONS: PLANTER

MODEL	DESCRIPTION
SNVTR-14S-2E	Vector Seating System, planter, 14 gallon, stainless steel side panels, standalone
SNVTR-14S-1E1M	Vector Seating System, planter, 14 gallon, stainless steel side panels, one end leg, one intermediate leg
SNVTR-14S-2M	Vector Seating System, planter, 14 gallon, stainless steel side panels, two intermediate legs

## PRODUCT OPTIONS: PLANTER

The following options are available for an upcharge

Add stainless steel mounting hardware	Custom RAL powdercoat color
Perforation pattern for stainless steel side panel(s)	

## CERTIFICATION

- Vector Seating System with optional LED accent lighting is ETL and C-ETL listed for wet locations.

## ENVIRONMENTAL CONSIDERATIONS

- Please refer to the Vector Seating System Environmental Data Sheet for detailed environmental impact information.
- Vector Seating System aluminum frames have a high recycled content.
- All Vector Seating System metal components are fully recyclable.
- All Vector Seating System wood is FSC® 100%.
- Standard powdercoat finishes are no-VOC; non-standard powdercoat finishes are no- or low-VOC, depending on color.
- Low maintenance; easy to disassemble.

**LEAD TIME:** 6 to 8 weeks for freestanding or surface mounted benches and planters; shorter lead times may be available upon request. Lead times for custom wall-top mounted benches will vary based on the project. Please contact us to discuss your specific timing requirements.

**PRICING:** Please contact us at **800.451.0410** or **sales@forms-surfaces.com**. At Forms+Surfaces, we design, manufacture and sell our products directly to you. Our sales team is available to assist you with questions about our products, requests for quote, and orders. Territory Managers are located worldwide to assist with the front-end specification and quoting process, and our in-house Project Sales Coordinators follow your project through from the time you place an order to shipment.

**TO ORDER SPECIFY:** Quantity, model, powdercoat color, seat material, optional seat dividers (quantity), optional seat back (quantity), optional side panel (quantity), optional planter, and freestanding, surface mount or wall-top mount. Design Guides are available on our website to lead you through the specification process in a simple checkbox format.