

**CastGlass Chromis** glass is an innovative pairing of laminated and kiln cast glass. Offering a timeless look and feel, it is available exclusively in the F+S Systems listed below.

This unique collection features artisanal cast glass textures laminated with solid color interlayers. Textures range from intricate patterns to linear motifs to free-form compositions. Color options are virtually limitless and include a full spectrum of standard and custom hues. Whether used at a grand scale or as an accent, Chromis offers exciting possibilities for bringing texture and color to a project, incorporating light play and dimension, and making a vibrant design statement in glass.

## PRODUCT FEATURES


- Suitable for interior applications.
- Requires minimal maintenance: with decorative treatment inside the glass, rather than surface applied, glass surfaces are easy to clean.
- Products are manufactured to specification and provided cut to size and ready to install.

## MATERIAL DESCRIPTION

CastGlass Chromis glass is comprised of a color interlayer laminated between a transparent lite of glass and a protective backer. Two parameters are key to product specification: Glass Texture and Color Interlayer.

GLASS TEXTURE	COLOR INTERLAYER
<p>Textures provide the surface appearance of the glass and create its inviting tactile appeal.</p> <p>Each texture is formed by casting the glass on a hand-crafted mold that is fired in a kiln. Imparting an artistic feel, each has distinctive visual characteristics and unique ways of playing with light. The glass itself is inherently clear.</p>	<p>Interlayers feature solid colors and bring an additional visual aspect to the glass.</p> <p>Standard color options include Taupe and our full suite of metallics: Stainless Steel, Bronze, Graphite, Nickel Bronze, Nickel Silver and White Gold. In addition, we can match any Pantone, Benjamin Moore, or Sherwin Williams color.</p>

## SPECIFICATION

	<p>To specify CastGlass Chromis glass, select your preferred glass texture as well as your interlayer color.</p> <p>See page 2 for standard textures and interlayer color options.</p> <p>(Shown: Nuveau, Taupe)</p>
--	--

## PRODUCTS & APPLICATIONS

CastGlass Chromis glass is available exclusively in the F+S Systems listed below.

F+S SYSTEMS	GLASS PANEL SIZE
<ul style="list-style-type: none"> <li>• LEVELe Wall Panel &amp; Column System</li> <li>• LEVELe Elevator Interiors</li> <li>• LEVELc-2000 Elevator Interiors</li> </ul>	<p>As appropriate per F+S System, CastGlass Chromis glass can be fabricated in any panel size up to the glass texture sizes described on page 4.</p>

## STANDARD GLASS TEXTURES

CastGlass Chromis offers a wide array of standard glass textures. Each has its own sculptural dimensionality, plays with light in a unique way, and is accentuated by a solid color interlayer in the color of your choice. Inviting easy customization, standard color options include Taupe and our full suite of metallics: Stainless Steel, Bronze, Graphite, Nickel Bronze, Nickel Silver and White Gold. In addition, we can match any Pantone, Benjamin Moore, or Sherwin Williams color.



CHASE 12 (H)



CHASE 25 (H)




CODA



CORDUROY (H)



FLEET (H)



FLUME (H)




HIKARU (H)




HYDROS



NUV'EAU (H)




ORIGIN



PROSE



VELU (H)



VERSE

## MATERIAL SPECIFICATIONS

The chart below shows thickness and sheet size dimensions for all CastGlass Chromis textures. The glass may be specified in any size up to the maximum indicated in the chart.

GLASS TEXTURE	SHEET SIZE (MAX GLASS PANEL SIZE)
CHASE 12 (H)	60" x 120" (1524 mm x 3048 mm)
CHASE 12 (V)	60" x 120" (1524 mm x 3048 mm)
CHASE 25 (H)	60" x 120" (1524 mm x 3048 mm)
CHASE 25 (V)	60" x 120" (1524 mm x 3048 mm)
CODA	47" x 118" (1193 mm x 2997 mm)
CORDUROY (H)	60" x 120" (1524 mm x 3048 mm)
CORDUROY (V)	60" x 120" (1524 mm x 3048 mm)
FLEET (H)	60" x 120" (1524 mm x 3048 mm)
FLEET (V)	60" x 120" (1524 mm x 3048 mm)
FLUME (H)	60" x 120" (1524 mm x 3048 mm)
FLUME (V)	60" x 120" (1524 mm x 3048 mm)
HIKARU (H)	53" x 108" (1345 mm x 2743 mm)
HIKARU (V)	53" x 108" (1345 mm x 2743 mm)
HYDROS	48" x 119" (1219 mm x 3022 mm)
NUV'EAU (H)	59" x 119" (1498 mm x 3022 mm)
NUV'EAU (V)	59" x 119" (1498 mm x 3022 mm)
ORIGIN	60" x 120" (1524 mm x 3048 mm)
PROSE	60" x 117" (1524 mm x 2971 mm)
VELU (H)	59" x 119" (1498 mm x 3022 mm)
VELU (V)	59" x 119" (1498 mm x 3022 mm)
VERSE	60" x 120" (1524 mm x 3048 mm)

## CUSTOM CASTGLASS

Forms+Surfaces is always willing to consider custom variations and modifications to meet specific project needs. Please contact us to discuss your requirements.

## ENVIRONMENTAL CONSIDERATIONS

Please refer to the CastGlass Kiln Cast Glass Product Environmental Data Sheet for detailed environmental impact information.

## HOW TO SPECIFY

A Design Guide is available to lead you through the specification process in a simple, checkbox format. The Design Guide captures all the information needed to generate a quote.

## GLASS HANDLING GUIDELINES

<p><b>ORDERING</b></p> <ul style="list-style-type: none"> <li>Plan the order to avoid off-site storage and to minimize rehandling and time in storage at the job site before installation.</li> <li>Prepare boxing, trailer and floor loading schedules in consideration of weight limitations and handling and distribution needs.</li> </ul>
<p><b>RECEIVING</b></p> <ul style="list-style-type: none"> <li>CastGlass Kiln Cast Glass is sold and shipped on an F.O.B. FACTORY basis. Inspect all glass upon arrival.</li> <li>Before unloading, inspect handling equipment, rigging and surrounding conditions for safety compliance and inspect the general condition of the shipment for load shifting or possible damage in transit.</li> <li>Inspect the shipment for any shortage, abuse, wetness or other transit damage; note such on the bill of lading or delivery ticket and obtain the driver's signature as acknowledgment.</li> <li>Inventory received materials; immediately report any shortage to Classic Levels glass and report concealed damage to the carrier.</li> <li>If necessary, file a written freight claim with the carrier and order replacement glass from Classic Levels glass.</li> </ul>
<p><b>STORAGE</b></p> <ul style="list-style-type: none"> <li>Store indoors at moderate temperature (above the dew point).</li> <li>If outdoor storage is required, shade from direct sunlight and cover with tarpaulins or plastic (for plastic, particularly, allow for air circulation in and around the cases—condensation can lead to glass surface staining).</li> <li>Support both sides of vertically stored cases.</li> <li>Wet glass must be towel dried prior to storage as prolonged moisture exposure can cause permanent surface staining.</li> </ul>
<p><b>HANDLING</b></p> <ul style="list-style-type: none"> <li>During handling, wear hard-hats, safety shoes, gloves, and glazing gauntlets and follow all established safety procedures.</li> <li>The movement and installation of glass needs to be handled with suction cups suitable for textured glass.</li> <li>Remove the lid of the crate and unpack lite-by-lite; never end-pick glass or move partially unpacked cases.</li> <li>Exercise care to prevent damage to the glass; edge damage may lead to thermally associated glass breakage after installation.</li> <li>Cushion lites at bottom-edge quarter points on soft, firm blocks, free from glass chips, dirt or foreign matter.</li> <li>Stack glass on edge and lean against a structural column or other sturdy upright or rack at an angle of five to seven degrees from vertical; place interleaving between lites. Never slide one lite against another.</li> <li>Check finished surfaces and glass edges for damage before installation; set only acceptable material.</li> </ul>
<p><b>PROTECTION</b></p> <ul style="list-style-type: none"> <li>Install finished materials after potentially damaging construction activities nearby—such as welding, sandblasting and fireproofing—have been completed. If the construction schedule does not allow for this, protect the glazing from damage by other processes.</li> <li>Immediately after glass is set, identify the openings with streamers or ribbons suitably attached to the framing or surround and held free from the glass; do apply warning markers directly to the glass.</li> </ul>
<p><b>MAINTENANCE</b></p> <ul style="list-style-type: none"> <li>Never use fluoride salts or hydrogen-fluoride producing compounds to wash the glass or surrounding surfaces; avoid use of razor blades or abrasive cleansers.</li> <li>Use soft, clean, grit-free cloths and a mild soap, detergent or glass cleaning solution for normal washing, rinse with clean water, and squeegee dry; ordinary window-washing techniques are appropriate. Windex® or similar glass cleaners are recommended. Harsh chemicals can damage the glass coating.</li> <li>Remove any stains from weathering steel by washing frequently during the weathering period (according to the steel manufacturer's recommendations).</li> <li>Remove any runoff from concrete, stucco or other alkaline materials by frequent window washing.</li> <li>Please refer to the Architectural Materials Care &amp; Maintenance document on our website for additional information.</li> </ul>