



KEY FINDINGS FROM

THE FOCUS SURVEY

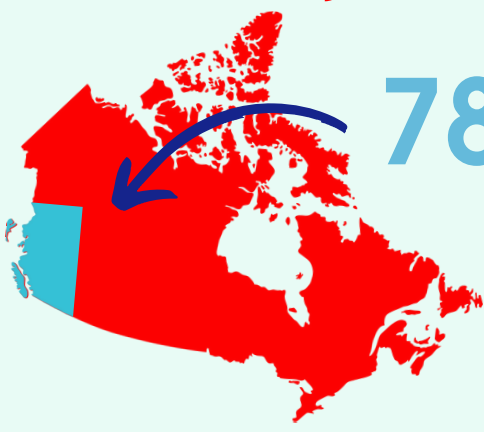
British Columbia - Canada

FOCUS is the France-Canada Observatory on COVID-19, Youth Health and Social Well-being

Thank you to all our participants!

This infographic is based on data collected through an online survey between October and December 2020

In Canada, **3,931** young adults between 18 and 29 years old participated



781 participants from British Columbia

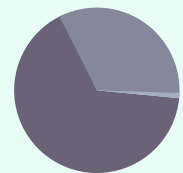


90% were recruited through social media



20% students
25% working students
43% working
12% unemployed

In this sample:



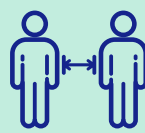
33% men
1% non-binary
66% women



13% live alone

COVID-19 PANDEMIC

77% participants in British Columbia think that their government is paying **insufficient attention** to the needs and concerns of **young people**



When asked about their own adherence to public health measures:



96%

89%

95%

80%

British Columbia

98%

95%

96%

88%

are washing hands

are physical distancing

are wearing masks

avoid social gatherings

MENTAL HEALTH

86% of participants in British Columbia reported feeling **lonely and stressed**

Reported symptoms of moderate to severe depression:



In Canada, **65%** wanted to access mental health services, but



58% of them could not get access.

In British Columbia, **70%** wanted to access mental health services, but



54% of them could not get access.

Canada	61%
British Columbia	66%

SEXUAL HEALTH AND SUBSTANCE USE

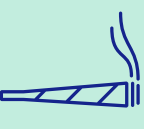
Opportunities to have sex



Changes in Alcohol Use



Changes in Cannabis Use



48% have seen a decrease, while **5%** have seen an increase

24% have seen a decrease, while **31%** have seen an increase

6% have seen a decrease, while **48%** have seen an increase



50% have seen a decrease, while **4%** have seen an increase

26% have seen a decrease, while **31%** have seen an increase

6% have seen a decrease, while **50%** have seen an increase

*All others reported no change or N/A

SOCIAL AND ECONOMIC CHALLENGES

In **British Columbia**, **29%** wanted to access social services, but **58%** of them could not get access.

Lost income due to COVID-19:



55%

British Columbia

57%



Received COVID-19 emergency funds:



49%

British Columbia

50%

Some differences between Canada and British Columbia may be attributed to differences in our samples - we're currently conducting analyses to figure that out. If you'd like updates on our work, please follow us:

focus-covid19.med.ubc.ca

[@focus.COVID19](https://www.facebook.com/focus.COVID19)

[@focus_covid19](https://www.instagram.com/focus_covid19)

[@FOCUS_covid19](https://twitter.com/FOCUS_covid19)

focus@bccsu.ubc.ca

