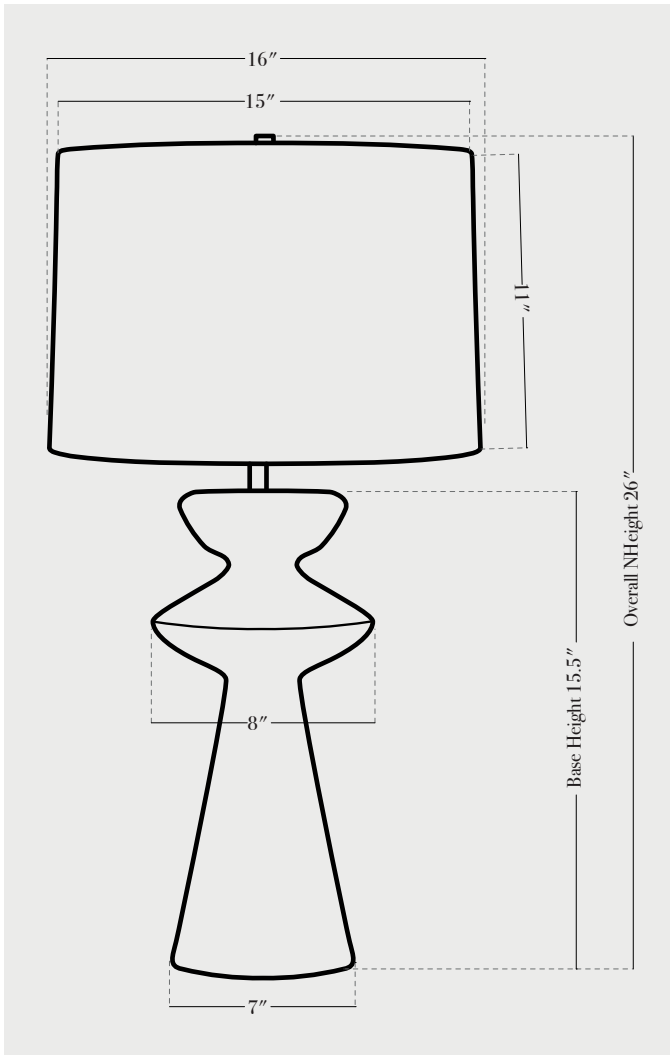





# Cicero 26 inches



## PRODUCT SPECIFICATIONS

### BASE FINISHES

stone, anthracite, lapis, terrasig, chestnut, ivy



### BASE DETAILS

glazed ceramic, 15 - 20 lbs. depending on size

### SHADE DETAILS

oatmeal linen

### METAL DETAILING

unfinished brass

### SWITCH TYPE

socket dial (switch on socket)

### RECOMMENDED WATTAGE

60 watts incandescent or LED equivalent

### PRODUCTION LEAD TIME

8-10 weeks single

10-12 weeks multiple

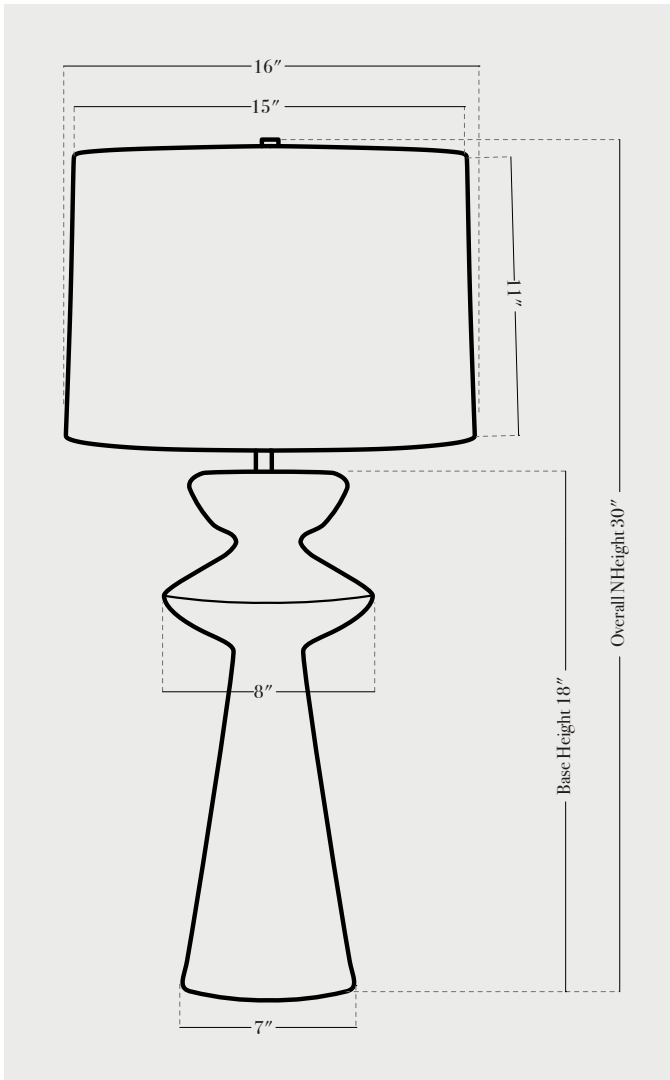
## NOTES

1. This item is handmade, and may exhibit variability within the same piece. We do our best to maintain a consistent product, but honor the handmade craftsmanship. Dimensions may vary within an inch.

2. UL Certification available upon request.



# Cicero 30 inches



## PRODUCT SPECIFICATIONS

### BASE FINISHES

stone, anthracite, lapis, terrasig, chestnut, ivy



### BASE DETAILS

glazed ceramic, 15 - 20 lbs. depending on size

### SHADE DETAILS

oatmeal linen

### METAL DETAILING

unfinished brass

### SWITCH TYPE

socket dial (switch on socket)

### RECOMMENDED WATTAGE

60 watts incandescent or LED equivalent

### PRODUCTION LEAD TIME

8-10 weeks single

10-12 weeks multiple

## NOTES

1. This item is handmade, and may exhibit variability within the same piece. We do our best to maintain a consistent product, but honor the handmade craftsmanship. Dimensions may vary within an inch.

2. UL Certification available upon request.